



## Hartland CFX

### MECHANICAL BUTTON CONTROLLER

Slim and stylish with soft rounded edges, the Hartland CFX® range helps provide the finishing touch to any project. The face plates are firmly held in place to the back frame using the Hamilton CFX® clip system, concealing the fixings for a seamless finish.

- Lighting or audio controller
- Available in all Hartland CFX® plate finishes
- Concealed fixing
- Option to customise buttons to your requirements

**Hamilton**<sup>®</sup>  
www.hamilton-litestat.com



multi-room audio and lighting control Systems

# mercury<sup>®</sup>

## LIGHTING CONTROL

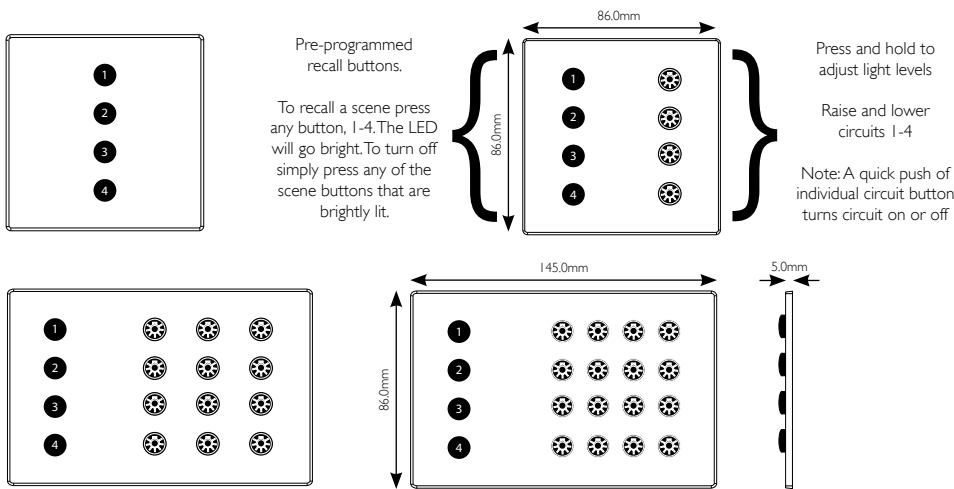
Control plate with white LED back light and IR receiver comes pre-set as a 4 button scene recall. Any button can be configured for any function with Mercury® designer software. Controllers will fit into any single wall box (BS4662) with a minimum depth of 35mm.

- Dim up and down - Power off
- 4 - 16 mechanical buttons
- 4 scene recall
- Engraved legend
- IR Receiver
- Available in all Hartland CFX® finishes, please see the Hartland CFX® brochure for more details.

## Quick and simple to use

### STORE SCENES AT THE TOUCH OF A BUTTON:

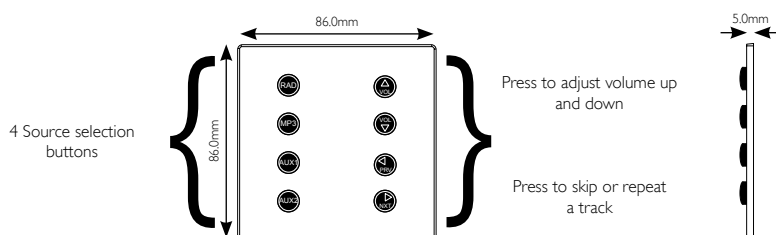
1. Adjust the lighting levels using the circuit buttons. A brief press will turn the lights on/off, a prolonged press will raise/lower the light level.
2. Once you've selected the desired light level for all four circuits press and hold down scene button one. The LED will flash five times. Keep your finger on the scene button until the LED stops flashing and goes solid briefly then goes out.
3. Your new scene is now stored. Repeat above to store further scenes on buttons 2,3 and 4. No commissioning work is required.



## AUDIO CONTROL

Control plate with white LED back light and IR receiver. Controllers will fit into any single wall boxes (BS4662) with a minimum depth of 35mm.

- Volume (raise and lower)
- Next and previous
- Source selection, four options
- IR Receiver
- Available in all Hartland CFX® finishes. Please see the Hartland CFX® brochure for more details.



multi-room audio and lighting control Systems

# mercury



*Sheer*CFX®

#### MECHANICAL BUTTON CONTROLLER

Sheer CFX® are simple and elegant, flat-plate switches and sockets. The range features Hamilton's patented CFX® four point face plate clipping system allowing concealed fixing for a clean and contemporary finish that looks stylish in any environment. Sheer CFX® also benefits from an integral gasket that forms part of the mounting frame. This is ideal for use on walls that are not perfectly flat.

- Lighting or audio controller
- Available in all Sheer CFX® plate finishes
- Concealed fixing
- Option to customise buttons to your requirements
- Integral gasket – ideal for uneven walls

**Hamilton**®  
www.hamilton-litestat.com



multi-room audio and lighting control Systems

# mercury

## LIGHTING CONTROL

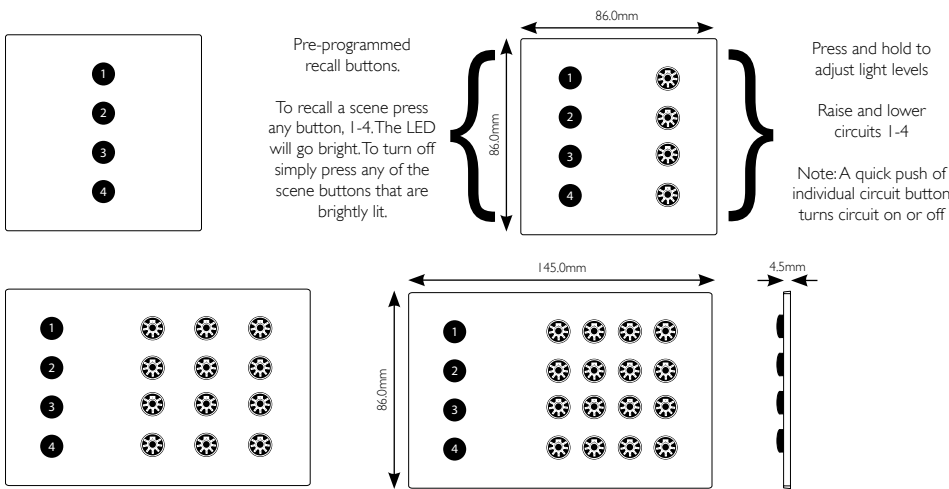
Control plate with white LED back light and IR receiver comes pre-set as a 4 button scene recall. Any button can be configured for any function with Mercury® designer software. Controllers will fit into any single wall box (BS4662) with a minimum depth of 35mm.

- Dim up and down - Power off
- 4 - 16 mechanical buttons
- 4 scene recall
- Engraved legend
- IR Receiver
- Available in all Sheer CFX® finishes, please see the Sheer CFX® brochure for more details.

## Quick and simple to use

### STORE SCENES AT THE TOUCH OF A BUTTON:

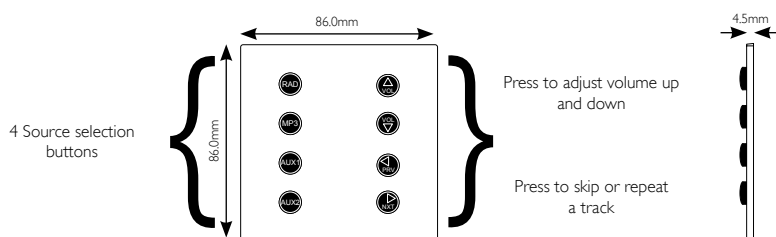
1. Adjust the lighting levels using the circuit buttons. A brief press will turn the lights on/off, a prolonged press will raise/lower the light level.
2. Once you've selected the desired light level for all four circuits press and hold down scene button one. The LED will flash five times. Keep your finger on the scene button until the LED stops flashing and goes solid briefly then goes out.
3. Your new scene is now stored. Repeat above to store further scenes on buttons 2,3 and 4. No commissioning work is required.



## AUDIO CONTROL

Control plate with white LED back light and IR receiver. Controllers will fit into any single wall boxes (BS4662) with a minimum depth of 35mm.

- Volume (raise and lower)
- Next and previous
- Source selection, four options
- IR Receiver
- Available in all Sheer CFX® finishes. Please see the Sheer CFX® brochure for more details.





Linea-Rondo CFX  
*Piano Black*

**MECHANICAL BUTTON CONTROLLER**

Part of the Linea CFX® range, Linea-Rondo CFX® Piano Black is a modern, black glossy plate with a bright chrome frame. It has an appealing, sleek finish that is attractive and tactile. Linea CFX® has a separate back frame and uses the Hamilton patented face plate clipping system, giving a seamless and sophisticated finish.

- Lighting or audio controller
- Minimal depth and a modern look
- Concealed fixing
- Option to customise buttons to your requirements

**Hamilton**<sup>®</sup>  
www.hamilton-litestat.com



multi-room audio and lighting control Systems

**mercury**<sup>®</sup>

## LIGHTING CONTROL

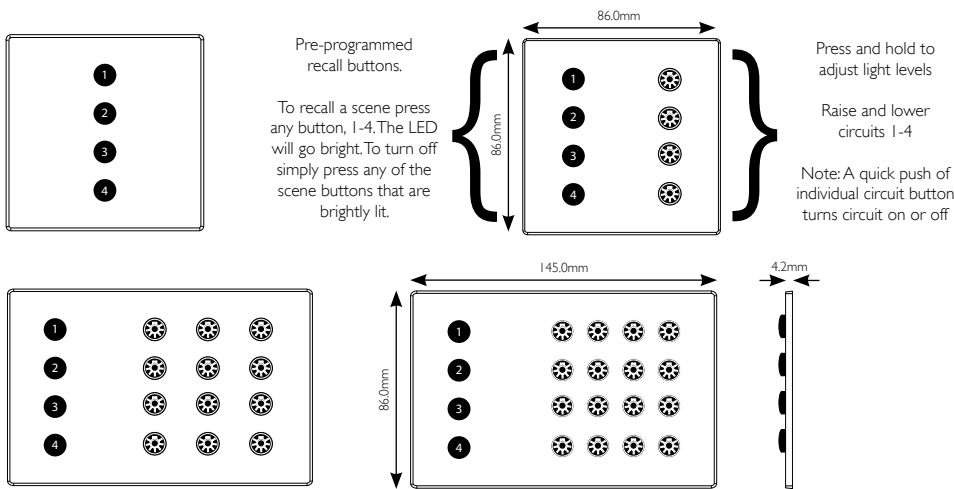
Control plate with white LED back light and IR receiver comes pre-set as a 4 button scene recall. Any button can be configured for any function with Mercury® designer software. Controllers will fit into any single wall box (BS4662) with a minimum depth of 35mm.

- Dim up and down - Power off
- 4 - 16 mechanical buttons
- 4 scene recall
- Engraved legend
- IR Receiver

## Quick and simple to use

### STORE SCENES AT THE TOUCH OF A BUTTON:

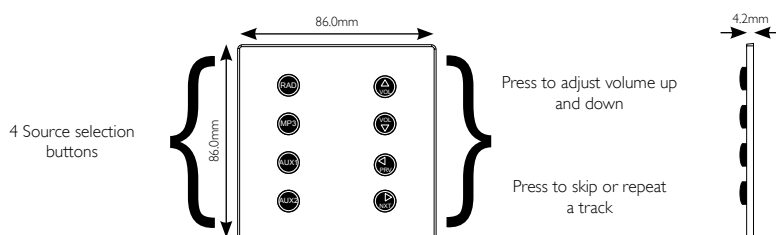
1. Adjust the lighting levels using the circuit buttons. A brief press will turn the lights on/off, a prolonged press will raise/lower the light level.
2. Once you've selected the desired light level for all four circuits press and hold down scene button one. The LED will flash five times. Keep your finger on the scene button until the LED stops flashing and goes solid briefly then goes out.
3. Your new scene is now stored. Repeat above to store further scenes on buttons 2,3 and 4. No commissioning work is required.



## AUDIO CONTROL

Control plate with white LED back light and IR receiver. Controllers will fit into any single wall boxes (BS4662) with a minimum depth of 35mm.

- Volume (raise and lower)
- Next and previous
- Source selection, four options
- IR Receiver
- Available in the Linea-Rondo CFX® Piano Black range. Please see the Linea-Rondo CFX® Piano Black brochure for more details.

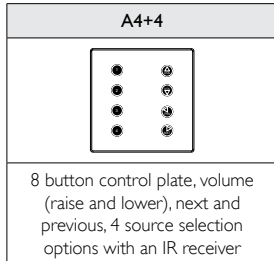




## Mercury Multi-Room Audio Pack

| Code  | Remote Dimmer Packs   |
|-------|---|
| MRA4  | Multi-room audio enclosure<br>4 room - 4 zone                         |
| MRA4D | Multi-room audio enclosure<br>4 room - 4 zone with built in DAB radio |

Mechanical Button Control Plates will fit into any single wall boxes (B54662) with a minimum depth of 35mm



## Hartland and Sheer Control Plates (box fix)

| Code         | Mechanical Button Controller |
|--------------|------------------------------|
| ?? A4+4 - ## | Eight button controller      |

### Hamilton Product Codes

When ordering a product from this brochure please specify our product codes. Replace ?? with plate prefix and replace ## with button suffix (as shown below)

e.g. 

|              |         |               |
|--------------|---------|---------------|
| Plate Prefix | Product | Button Suffix |
| 77           | A4+4    | - SV          |

| Hartland | Sheer | Plate Finish           | Button Suffix |
|----------|-------|------------------------|---------------|
| 71       | 81    | Polished brass         | BL            |
| 72       | 82    | Satin brass            | BL            |
| 73       | 83    | Bright stainless steel | SV            |
| 74       | 84    | Stainless steel        | SV            |
| 76       | 86    | Satin chrome           | SV            |
| 77       | 87    | Bright chrome          | SV            |
| 78       | 88    | Black nickel           | BL            |
| 79       | 89    | Antique brass          | BL            |

## Hartland CFX<sup>®</sup> and Sheer CFX<sup>®</sup> Control Plates

| Code          | Mechanical Button Controller |
|---------------|------------------------------|
| ??? A4+4 - ## | Eight button controller      |

### Hamilton Product Codes

When ordering a product from this brochure please specify our product codes. Replace ??? with plate prefix and replace ## with button suffix (as shown below)

e.g. 

|              |         |               |
|--------------|---------|---------------|
| Plate Prefix | Product | Button Suffix |
| 77C          | A4+4    | - SV          |

| Hartland CFX | Sheer CFX | Plate Finish    | Button Suffix |
|--------------|-----------|-----------------|---------------|
| 71C          | 81C       | Polished brass  | BL            |
| 72C          | 82C       | Satin brass     | BL            |
| 74C          | 84C       | Stainless steel | SV            |
| 77C          | 87C       | Bright chrome   | SV            |
| 78C          | 88C       | Black nickel    | BL            |
| 79C          | 79C       | Antique brass   | BL            |

multi-room audio and lighting control Systems

# mercury<sup>®</sup>

