


Uniclass L74 735	EPIC K712
C/Sfb (62X) (63) X	

perceptionCFX[®]

subtle clear plates that blend perfectly with any decor...



Hamilton[®]

making connections beautifully...

Hamilton® Perception CFX®

Concealed Fixing Accessories on subtle clear plastic plates

exclusive registered design...

Of minimal depth and minimal appearance, the Perception CFX Range blends perfectly into its surroundings. CFX Patented Concealed Fixing affords seamless styling and sophistication.

exclusive design...

The snap-on clear front plates are cleverly designed to be backed by a matching switch of the bespoke wall covering thereby blending discreetly into the interior decor.

The Perception CFX front plates are manufactured to the highest specification from transparent plastic with a bevelled edge. Each accessory is supplied with an individual cutting template which allows the decorator to cut and fit a swatch of the wall covering being used, or to paint and match with the decorated surface thereby blending discreetly into the interior decor.



PC R312 SC-W



PC R212 BL-B



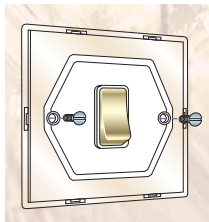

PC 1X2V BL



PC DPN SC-W



PC 2XTS SC-W



Step 1

Having applied the desired wall covering and cut away from the wall box aperture, insert and fix the accessory using the two screws supplied.



Step 2

Using a spare piece of wall covering that matches the pattern exactly, carefully cut out the shape of the front plate using the template supplied.

Plate Dimensions



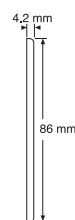
Step 3

Place the cut out piece of wallpaper into the back of the clear front plate.



Step 4

Position and snap the front plate onto the accessory backplate using the integral clips to conceal the accessory and fixing screws.



Hamilton® *fashion, finish, function and flexibility*

















PC R21 PB-W



PC TP WH-W

Concealed Fixing Rocker Switches on Transparent Plates

Insert Finish	Surround Colour						
		1 gang 2 way 10AX Rocker Nom. Plate Size: 86 x 86 mm Min. Wall Box Depth: 25 mm Technical Insert Reference: R21 Product Code	2 gang 2 way 10AX Rocker Nom. Plate Size: 86 x 86 mm Min. Wall Box Depth: 25 mm Technical Insert Reference: R22 Product Code	3 gang 2 way 10AX Rocker Nom. Plate Size: 86 x 86 mm Min. Wall Box Depth: 25 mm Technical Insert Reference: R23 Product Code	4 gang 2 way 10AX Rocker Nom. Plate Size: 146 x 86 mm Min. Wall Box Depth: 25 mm Technical Insert Reference: R24 Product Code	1 gang Intermediate 10AX Rocker Nom. Plate Size: 86 x 86 mm Min. Wall Box Depth: 25 mm Technical Insert Reference: R31 Product Code	1 gang 10A Triple Pole Rocker Nom. Plate Size: 86 x 86 mm Min. Wall Box Depth: 25 mm Technical Insert Reference: TP Product Code
Bright Chrome Bright Chrome 	White Black	PC R21 BC-W PC R21 BC-B	PC R22 BC-W PC R22 BC-B	PC R23 BC-W PC R23 BC-B	PC R24 BC-W PC R24 BC-B	PC R31 BC-W PC R31 BC-B	– –
Satin Chrome Satin Chrome 	White Black	PC R21 SC-W PC R21 SC-B	PC R22 SC-W PC R22 SC-B	PC R23 SC-W PC R23 SC-B	PC R24 SC-W PC R24 SC-B	PC R31 SC-W PC R31 SC-B	– –
Polished Brass Polished Brass 	White Black	PC R21 PB-W PC R21 PB-B	PC R22 PB-W PC R22 PB-B	PC R23 PB-W PC R23 PB-B	PC R24 PB-W PC R24 PB-B	PC R31 PB-W PC R31 PB-B	– –
Satin Brass Satin Brass 	White Black	PC R21 SB-W PC R21 SB-B	PC R22 SB-W PC R22 SB-B	PC R23 SB-W PC R23 SB-B	PC R24 SB-W PC R24 SB-B	PC R31 SB-W PC R31 SB-B	– –
Antique Brass 	Black	PC R21 AB-B	PC R22 AB-B	PC R23 AB-B	PC R24 AB-B	PC R31 AB-B	–
Black Nickel 	Black	PC R21 BK-B	PC R22 BK-B	PC R23 BK-B	PC R24 BK-B	PC R31 BK-B	–
White Plastic 	White	PC R21 WH-W	PC R22 WH-W	PC R23 WH-W	PC R24 WH-W	PC R31 WH-W	PC TP WH-W
Black Plastic 	Black	PC R21 BL-B	PC R22 BL-B	PC R23 BL-B	PC R24 BL-B	PC R31 BL-B	PC TP BL-B



PC R212 BL-B



PC R312 SC-W

Concealed Fixing Rocker Switches on Transparent Plates



**1 gang 2 way
20AX Rocker**

Nom. Plate Size:

86 x 86 mm

Min. Wall Box

Depth: 25 mm

Technical Insert

Reference: **R212**

Product Code

**2 gang 2 way
20AX Rocker**

Nom. Plate Size:

86 x 86 mm

Min. Wall Box

Depth: 25 mm

Technical Insert

Reference: **R222**

Product Code

**3 gang 2 way
20AX Rocker**

Nom. Plate Size:

146 x 86 mm

Min. Wall Box

Depth: 25 mm

Technical Insert

Reference: **R232**

Product Code

**4 gang 2 way
20AX Rocker**

Nom. Plate Size:

146 x 86 mm

Min. Wall Box

Depth: 25 mm

Technical Insert

Reference: **R242**

Product Code

**1 gang Intermediate
20AX Rocker**

Nom. Plate Size:

86 x 86 mm

Min. Wall Box

Depth: 25 mm

Technical Insert

Reference: **R312**

Product Code

Insert Finish **Surround
Colour**

Bright Chrome
Bright Chrome

White
Black

PC R212 BC-W
PC R212 BC-B

PC R222 BC-W
PC R222 BC-B

PC R232 BC-W
PC R232 BC-B

PC R242 BC-W
PC R242 BC-B

PC R312 BC-W
PC R312 BC-B



Satin Chrome
Satin Chrome

White
Black

PC R212 SC-W
PC R212 SC-B

PC R222 SC-W
PC R222 SC-B

PC R232 SC-W
PC R232 SC-B

PC R242 SC-W
PC R242 SC-B

PC R312 SC-W
PC R312 SC-B



Polished Brass
Polished Brass

White
Black

PC R212 PB-W
PC R212 PB-B

PC R222 PB-W
PC R222 PB-B

PC R232 PB-W
PC R232 PB-B

PC R242 PB-W
PC R242 PB-B

PC R312 PB-W
PC R312 PB-B



Satin Brass
Satin Brass

White
Black

PC R212 SB-W
PC R212 SB-B

PC R222 SB-W
PC R222 SB-B

PC R232 SB-W
PC R232 SB-B

PC R242 SB-W
PC R242 SB-B

PC R312 SB-W
PC R312 SB-B



Antique Brass

Black

PC R212 AB-B

PC R222 AB-B

PC R232 AB-B

PC R242 AB-B

PC R312 AB-B



Black Nickel

Black

PC R212 BK-B

PC R222 BK-B

PC R232 BK-B

PC R242 BK-B

PC R312 BK-B



White Plastic

White

PC R212 WH-W

PC R222 WH-W

PC R232 WH-W

PC R242 WH-W

PC R312 WH-W



Black Plastic

Black

PC R212 BL-B

PC R222 BL-B

PC R232 BL-B

PC R242 BL-B

PC R312 BL-B






PC T21 PB



PC T23 PB

Concealed Fixing Toggle Switches on Transparent Plates

					
	<p>1 gang 2 way 20AX Toggle Nom. Plate Size: 86 x 86 mm Min. Wall Box Depth: 35 mm Technical Insert Reference: T21 Product Code</p>	<p>2 gang 2 way 20AX Toggle Nom. Plate Size: 86 x 86 mm Min. Wall Box Depth: 35 mm Technical Insert Reference: T22 Product Code</p>	<p>3 gang 2 way 20AX Toggle Nom. Plate Size: 146 x 86 mm Min. Wall Box Depth: 35 mm Technical Insert Reference: T23 Product Code</p>	<p>4 gang 2 way 20A Toggle Nom. Plate Size: 146 x 86 mm Min. Wall Box Depth: 35 mm Technical Insert Reference: T24 Product Code</p>	<p>1 gang 20AX Intermediate Toggle Nom. Plate Size: 86 x 86 mm Min. Wall Box Depth: 35 mm Technical Insert Reference: T31 Product Code</p>
Insert Finish					
Bright Chrome	PC T21 BC	PC T22 BC	PC T23 BC	PC T24 BC	PC T31 BC
					
Satin Chrome	PC T21 SC	PC T22 SC	PC T23 SC	PC T24 SC	PC T31 SC
					
Polished Brass	PC T21 PB	PC T22 PB	PC T23 PB	PC T24 PB	PC T31 PB
					
Satin Brass	PC T21 SB	PC T22 SB	PC T23 SB	PC T24 SB	PC T31 SB
					
Antique Brass	PC T21 AB	PC T22 AB	PC T23 AB	PC T24 AB	PC T31 AB
					
Black Nickel	PC T21 BK	PC T22 BK	PC T23 BK	PC T24 BK	PC T31 BK
					



PC K21 B



PC C11 SC-W

Key Switches on Transparent Plates



1 gang 2 way 20AX Key Switch
 Nom. Plate Size: 86 x 86 mm
 Min. Wall Box Depth: 25 mm
 Technical Insert Reference: **K21**
Product Code

Insert Colour

White Plastic



PC K21 W

Black Plastic



PC K21 B

Hotel Card Switch with LED on Transparent Plates

Adjustable Time Delay 10 seconds – 5 minutes.

Suitable for 44 mm and 54 mm width Hotel Key Cards.



1 gang On/Off 10A (6AX) with Blue LED Locator
 Nom. Plate Size: 86 x 86 mm
 Min. Wall Box Depth: 35 mm
 Technical Insert Reference: **C11**
Product Code

1 gang On/Off 12–24V AC/DC +/- 10% with Blue LED Locator (Suitable for KNX BUS System)
 Nom. Plate Size: 86 x 86 mm
 Min. Wall Box Depth: 35 mm
 Technical Insert Reference: **CKNX**
Product Code

Insert Finish Surround Colour

Bright Chrome White
Bright Chrome Black



PC C11 BC-W
 PC C11 BC-B

PC CKNX BC-W
 PC CKNX BC-B

Satin Chrome White
Satin Chrome Black



PC C11 SC-W
 PC C11 SC-B

PC CKNX SC-W
 PC CKNX SC-B

Polished Brass White
Polished Brass Black



PC C11 PB-W
 PC C11 PB-B

PC CKNX PB-W
 PC CKNX PB-B

Satin Brass White
Satin Brass Black



PC C11 SB-W
 PC C11 SB-B

PC CKNX SB-W
 PC CKNX SB-B

Antique Brass Black



PC C11 AB-B

PC CKNX AB-B

Black Nickel Black



PC C11 BK-B

PC CKNX BK-B

White Plastic White



PC C11 WH-W

PC CKNX WH-W

Black Plastic Black


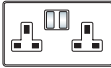

















PC C11 BL-B

PC CKNX BL-B

Hamilton® Perception CFX®

Concealed Fixing Power Sockets on Transparent Plates

Insert Finish	Surround Colour	 		    				
		1 gang 13A Double Pole Switched Socket	2 gang 13A Double Pole Switched Socket	1 gang 5A Unswitched Socket	1 gang 16A German Unswitched Socket	1 gang 15A American Unswitched Socket	2 gang 15A American Unswitched Socket	Shaver Dual Voltage Unswitched Socket
		Nom. Plate Size: 86 x 86 mm	Nom. Plate Size: 146 x 86 mm	Nom. Plate Size: 86 x 86 mm	Nom. Plate Size: 86 x 86 mm	Nom. Plate Size: 86 x 86 mm	Nom. Plate Size: 146 x 86 mm	Nom. Plate Size: 86 x 146 mm
		Min. Wall Box Depth: 35 mm	Min. Wall Box Depth: 35 mm	Min. Wall Box Depth: 35 mm	Min. Wall Box Depth: 35 mm	Min. Wall Box Depth: 35 mm	Min. Wall Box Depth: 35 mm	Min. Wall Box Depth: 35 mm
		Technical Insert Reference: SS1	Technical Insert Reference: SS2	Technical Insert Reference: US5	Technical Insert Reference: 6126	Technical Insert Reference: 5258	Technical Insert Reference: 5320	Technical Insert Reference: SHS
		Product Code	Product Code	Product Code	Product Code	Product Code	Product Code	Product Code
Bright Chrome	White	PC SS1 BC-W	PC SS2 BC-W	PC US5 W	PC 6126 W	PC 5258 W	PC 5320 W	PC SHS W
Bright Chrome	Black	PC SS1 BC-B	PC SS2 BC-B					
								
Satin Chrome	White	PC SS1 SC-W	PC SS2 SC-W	PC US5 B	PC 6126 B	PC 5258 B	PC 5320 B	PC SHS B
Satin Chrome	Black	PC SS1 SC-B	PC SS2 SC-B					
								
Polished Brass	White	PC SS1 PB-W	PC SS2 PB-W					
Polished Brass	Black	PC SS1 PB-B	PC SS2 PB-B					
								
Satin Brass	White	PC SS1 SB-W	PC SS2 SB-W					
Satin Brass	Black	PC SS1 SB-B	PC SS2 SB-B					
								
Antique Brass	Black	PC SS1 AB-B	PC SS2 AB-B					
								
Black Nickel	Black	PC SS1 BK-B	PC SS2 BK-B					
								
White Plastic	White	PC SS1 WH-W	PC SS2 WH-W					
								
Black Plastic	Black	PC SS1 BL-B	PC SS2 BL-B					
								











PC SS1 PB-W



PC SS2 BC-B

Concealed Fixing Television Coaxial Sockets on Transparent Plates

						
Insert Colour	1 gang Non Isolated Television 1 In/1 Out Nom. Plate Size: 86 x 86 mm Min. Wall Box Depth: 25 mm Technical Insert Reference: TV Product Code	2 gang Isolated TV/FM 1 In/2 Out Nom. Plate Size: 86 x 86 mm Min. Wall Box Depth: 25 mm Technical Insert Reference: TVFM Product Code	1 gang Isolated Television 1 In/1 Out Nom. Plate Size: 86 x 86 mm Min. Wall Box Depth: 25 mm Technical Insert Reference: TVI Product Code	1 gang TV Non Isolated + 1 gang Non Isolated Satellite Nom. Plate Size: 86 x 86 mm Min. Wall Box Depth: 35 mm Technical Insert Reference: TVSAT Product Code	1 gang Non Isolated Satellite Nom. Plate Size: 86 x 86 mm Min. Wall Box Depth: 35 mm Technical Insert Reference: SATN Product Code	1 gang Isolated Satellite Nom. Plate Size: 86 x 86 mm Min. Wall Box Depth: 35 mm Technical Insert Reference: SATI Product Code
White Plastic 	PC TV W	PC TVFM W	PC TVI W	PC TVSAT W	PC SATN W	PC SATI W
Black Plastic 	PC TV B	PC TVFM B	PC TVI B	PC TVSAT B	PC SATN B	PC SATI B






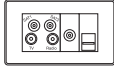




PC TVFM W



PC DTRID W

Concealed Fixing Digital Television Sockets - Screened Non Isolated - DAB Compatible on Transparent Plates

						
Insert Colour	1 gang TV + 1 gang FM + 1 gang Satellite Nom. Plate Size: 86 x 86 mm Min. Wall Box Depth: 25 mm Technical Insert Reference: DTRID Product Code	1 gang TV (Female) Nom. Plate Size: 86 x 86 mm Min. Wall Box Depth: 25 mm Technical Insert Reference: DTVF Product Code	1 gang TV (Male) Nom. Plate Size: 86 x 86 mm Min. Wall Box Depth: 25 mm Technical Insert Reference: DTVM Product Code	1 gang Satellite Nom. Plate Size: 86 x 86 mm Min. Wall Box Depth: 35 mm Technical Insert Reference: DSAT Product Code	1 gang TV + 1 gang FM + 1 gang Satellite 1 + 1 gang Satellite 2 Nom. Plate Size: 86 x 86 mm Min. Wall Box Depth: 35 mm Technical Insert Reference: DENT Product Code	1 gang TV + 1 gang FM + 1 gang Satellite 1 + 1 gang TVF + 1 gang TCS Nom. Plate Size: 146 x 86 mm Min. Wall Box Depth: 35 mm Technical Insert Reference: DSAT+ Product Code
White Plastic 	PC DTRID W	PC DTVF W	PC DTVM W	PC DSAT W	PC DENT W	PC DSAT+ W
Black Plastic 	PC DTRID B	PC DTVF B	PC DTVM B	PC DSAT B	PC DENT B	PC DSAT+ B











PC TCS W



PC J45 B

Concealed Fixing Telephone and Data Outlets on Transparent Plates

						
	1 gang Telephone Master Nom. Plate Size: 86 x 86 mm Min. Wall Box Depth: 25 mm Technical Insert Reference: TCM Product Code	1 gang Telephone Slave Nom. Plate Size: 86 x 86 mm Min. Wall Box Depth: 25 mm Technical Insert Reference: TCS Product Code	1 gang RJ12 Outlet Unshielded Nom. Plate Size: 86 x 86 mm Min. Wall Box Depth: 35 mm Technical Insert Reference: J12 Product Code	2 gang RJ12 Outlet Unshielded Nom. Plate Size: 86 x 86 mm Min. Wall Box Depth: 35 mm Technical Insert Reference: 2J12 Product Code	1 gang RJ45 CAT 5E Outlet Unshielded Nom. Plate Size: 86 x 86 mm Min. Wall Box Depth: 35 mm Technical Insert Reference: J45 Product Code	2 gang RJ45 CAT 5E Outlet Unshielded Nom. Plate Size: 86 x 86 mm Min. Wall Box Depth: 35 mm Technical Insert Reference: 2J45 Product Code
Insert Colour						
White Plastic	PC TCM W	PC TCS W	PC J12 W	PC 2J12 W	PC J45 W	PC 2J45 W
						
Black Plastic	PC TCM B	PC TCS B	PC J12 B	PC 2J12 B	PC J45 B	PC 2J45 B
						



PC DPN SC-W



PC 45N W

Concealed Fixing Double Pole Switches on Transparent Plates



Insert Finish	Surround Colour	1 gang 20AX Double Pole Rocker + Neon Nom. Plate Size: 86 x 86 mm Min. Wall Box Depth: 25 mm Technical Insert Reference: DPN Product Code	1 gang 45A Double Pole Red Rocker + Neon Nom. Plate Size: 86 x 86 mm Min. Wall Box Depth: 35 mm Technical Insert Reference: 45N Product Code	1 gang 45A Double Pole Red Rocker + Neon + 13A Switched Socket Nom. Plate Size: 146 x 86 mm Min. Wall Box Depth: 35 mm Technical Insert Reference: 45SS1 Product Code
Bright Chrome Bright Chrome 	White Black	PC DPN BC-W PC DPN BC-B	– –	PC 45SS1 BC-W PC 45SS1 BC-B
Satin Chrome Satin Chrome 	White Black	PC DPN SC-W PC DPN SC-B	– –	PC 45SS1 SC-W PC 45SS1 SC-B
Polished Brass Polished Brass 	White Black	PC DPN PB-W PC DPN PB-B	– –	PC 45SS1 PB-W PC 45SS1 PB-B
Satin Brass Satin Brass 	White Black	PC DPN SB-W PC DPN SB-B	– –	PC 45SS1 SB-W PC 45SS1 SB-B
Antique Brass 	Black	PC DPN AB-B	–	PC 45SS1 AB-B
Black Nickel 	Black	PC DPN BK-B	–	PC 45SS1 BK-B
White Plastic Red Plastic 	White White	PC DPN WH-W –	– PC 45N W	PC 45SS1 WH-W –
Black Plastic Red Plastic 	Black Black	PC DPN BL-B –	– PC 45N B	PC 45SS1 BL-B –



PC SPN BK-B



PC FN AB-R

Concealed Fixing Double Pole Switches on Transparent Plates











1 gang 13A Fused Spur Double Pole + Neon

Nom. Plate Size:
86 x 86 mm

Min. Wall Box
Depth: 35 mm

Technical Insert
Reference: **SPN**
Product Code

Insert Finish	Surround Colour	
Bright Chrome Bright Chrome	White Black	PC SPN BC-W PC SPN BC-B
		
Satin Chrome Satin Chrome	White Black	PC SPN SC-W PC SPN SC-B
		
Polished Brass Polished Brass	White Black	PC SPN PB-W PC SPN PB-B
		
Satin Brass Satin Brass	White Black	PC SPN SB-W PC SPN SB-B
		
Antique Brass	Black	PC SPN AB-B
		
Black Nickel	Black	PC SPN BK-B
		
White Plastic	White	PC SPN WH-W
		
Black Plastic	Black	PC SPN BL-B
		












1 gang 13A Fuse Neon + Red Halo

Nom. Plate Size:
86 x 86 mm

Min. Wall Box
Depth: 35 mm

Technical Insert
Reference: **FN**
Product Code

Insert Finish	Surround Colour	
Bright Chrome	Red Halo	PC FN BC-R
		
Satin Chrome	Red Halo	PC FN SC-R
		
Polished Brass	Red Halo	PC FN PB-R
		
Satin Brass	Red Halo	PC FN SB-R
		
Antique Brass	Red Halo	PC FN AB-R
		
Black Nickel	Red Halo	PC FN BK-R
		
White Plastic	Red Halo	PC FN WH-R
		
Black Plastic	Red Halo	PC FN BL-R
		



PC 2X40 SB



PC 3X40 SB

Concealed Fixing Leading Edge Push On/Off Resistive Dimmers on Transparent Plates

Note: When using Mains Voltage Halogen Lamps - Dimmers should be de-rated by 25%.

Tungsten Filament GU10 Lamps must be Branded and with a Fused Base.

	 1 gang 2 way 400W Nom. Plate Size: 86 x 86 mm Min. Wall Box Depth: 35 mm Technical Insert Reference: 1X40 Product Code	 2 gang 2 way 400W (Max. Plate Load 500 watts) Nom. Plate Size: 86 x 86 mm Min. Wall Box Depth: 35 mm Technical Insert Reference: 2X40 Product Code	 3 gang 2 way 400W (Max. Plate Load 800 watts) Nom. Plate Size: 146 x 86 mm Min. Wall Box Depth: 35 mm Technical Insert Reference: 3X40 Product Code	 4 gang 2 way 300W (Max. Plate Load 800 watts) Nom. Plate Size: 146 x 86 mm Min. Wall Box Depth: 35 mm Technical Insert Reference: 4X40 Product Code
Insert Finish				
Bright Chrome 	PC 1X40 BC	PC 2X40 BC	PC 3X40 BC	PC 4X40 BC
Satin Chrome 	PC 1X40 SC	PC 2X40 SC	PC 3X40 SC	PC 4X40 SC
Polished Brass 	PC 1X40 PB	PC 2X40 PB	PC 3X40 PB	PC 4X40 PB
Satin Brass 	PC 1X40 SB	PC 2X40 SB	PC 3X40 SB	PC 4X40 SB
Antique Brass 	PC 1X40 AB	PC 2X40 AB	PC 3X40 AB	PC 4X40 AB
Black Nickel 	PC 1X40 BK	PC 2X40 BK	PC 3X40 BK	PC 4X40 BK
White Plastic 	PC 1X40 WH	PC 2X40 WH	PC 3X40 WH	PC 4X40 WH
Black Plastic 	PC 1X40 BL	PC 2X40 BL	PC 3X40 BL	PC 4X40 BL



PC 1X2V BL



PC 1X3V SC

Concealed Fixing Leading Edge Push On/Off Inductive Dimmers on Transparent Plates

Insert Finish	 1 gang 2 way 200VA Nom. Plate Size: 86 x 86 mm Min. Wall Box Depth: 35 mm Technical Insert Reference: 1X2V Product Code	 1 gang 2 way 300VA Nom. Plate Size: 86 x 86 mm Min. Wall Box Depth: 35 mm Technical Insert Reference: 1X3V Product Code
Bright Chrome 	PC 1X2V BC	PC 1X3V BC
Satin Chrome 	PC 1X2V SC	PC 1X3V SC
Polished Brass 	PC 1X2V PB	PC 1X3V PB
Satin Brass 	PC 1X2V SB	PC 1X3V SB
Antique Brass 	PC 1X2V AB	PC 1X3V AB
Black Nickel 	PC 1X2V BK	PC 1X3V BK
White Plastic 	PC 1X2V WH	PC 1X3V WH
Black Plastic 	PC 1X2V BL	PC 1X3V BL



PC 2XTE BC








PC 4XTE BL

Concealed Fixing Trailing Edge Push On/Off Dimmers on Transparent Plates

Note: When using Mains Voltage Halogen Lamps - Dimmers should be de-rated by 25%.

Tungsten Filament GU10 Lamps must be Branded and with a Fused Base.

				
	1 gang Multi-Way 250W/VA (250W/VA Max. 25W/VA Min.)	2 gang Multi-Way 250W/VA (250W/VA Max. 25W/VA Min.)	3 gang Multi-Way 250W/VA (250W/VA Max. 25W/VA Min.)	4 gang Multi-Way 250W/VA (250W/VA Max. 25W/VA Min.)
	Nom. Plate Size: 86 x 86 mm	Nom. Plate Size: 86 x 86 mm	Nom. Plate Size: 146 x 86 mm	Nom. Plate Size: 146 x 86 mm
	Min. Wall Box Depth: 35 mm	Min. Wall Box Depth: 35 mm	Min. Wall Box Depth: 35 mm	Min. Wall Box Depth: 35 mm
	Technical Insert Reference: 1XTE	Technical Insert Reference: 2XTE	Technical Insert Reference: 3XTE	Technical Insert Reference: 4XTE
Insert Finish	Product Code	Product Code	Product Code	Product Code
Bright Chrome 	PC 1XTE BC	PC 2XTE BC	PC 3XTE BC	PC 4XTE BC
Satin Chrome 	PC 1XTE SC	PC 2XTE SC	PC 3XTE SC	PC 4XTE SC
Polished Brass 	PC 1XTE PB	PC 2XTE PB	PC 3XTE PB	PC 4XTE PB
Satin Brass 	PC 1XTE SB	PC 2XTE SB	PC 3XTE SB	PC 4XTE SB
Antique Brass 	PC 1XTE AB	PC 2XTE AB	PC 3XTE AB	PC 4XTE AB
Black Nickel 	PC 1XTE BK	PC 2XTE BK	PC 3XTE BK	PC 4XTE BK
White Plastic 	PC 1XTE WH	PC 2XTE WH	PC 3XTE WH	PC 4XTE WH
Black Plastic 	PC 1XTE BL	PC 2XTE BL	PC 3XTE BL	PC 4XTE BL



PC 1XTM AB-B













PC 3XTM BC-W

Concealed Fixing Trailing Edge Touch Master Multi-Way Dimmers on Transparent Plates

Note: When using Mains Voltage Halogen Lamps - Dimmers should be de-rated by 25%.

Note: When using wire wound Inductive Load Transformers - Maximum rating is 210VA.

Tungsten Filament GU10 Lamps must be Branded and with a Fused Base.

Insert Finish	Surround Colour	   			
		1 gang Multi-Way 250W/VA (250W/VA Max. 25W/VA Min.) Nom. Plate Size: 86 x 86 mm Min. Wall Box Depth: 35 mm Technical Insert Reference: 1XTM Product Code	2 gang Multi-Way 250W/VA (250W/VA Max. 25W/VA Min.) Nom. Plate Size: 86 x 86 mm Min. Wall Box Depth: 35 mm Technical Insert Reference: 2XTM Product Code	3 gang Multi-Way 250W/VA (250W/VA Max. 25W/VA Min.) Nom. Plate Size: 146 x 86 mm Min. Wall Box Depth: 35 mm Technical Insert Reference: 3XTM Product Code	4 gang Multi-Way 250W/VA (250W/VA Max. 25W/VA Min.) Nom. Plate Size: 146 x 86 mm Min. Wall Box Depth: 35 mm Technical Insert Reference: 4XTM Product Code
Bright Chrome Bright Chrome 	White Black	PC 1XTM BC-W PC 1XTM BC-B	PC 2XTM BC-W PC 2XTM BC-B	PC 3XTM BC-W PC 3XTM BC-B	PC 4XTM BC-W PC 4XTM BC-B
Satin Chrome Satin Chrome 	White Black	PC 1XTM SC-W PC 1XTM SC-B	PC 2XTM SC-W PC 2XTM SC-B	PC 3XTM SC-W PC 3XTM SC-B	PC 4XTM SC-W PC 4XTM SC-B
Polished Brass Polished Brass 	White Black	PC 1XTM PB-W PC 1XTM PB-B	PC 2XTM PB-W PC 2XTM PB-B	PC 3XTM PB-W PC 3XTM PB-B	PC 4XTM PB-W PC 4XTM PB-B
Satin Brass Satin Brass 	White Black	PC 1XTM SB-W PC 1XTM SB-B	PC 2XTM SB-W PC 2XTM SB-B	PC 3XTM SB-W PC 3XTM SB-B	PC 4XTM SB-W PC 4XTM SB-B
Antique Brass 	Black	PC 1XTM AB-B	PC 2XTM AB-B	PC 3XTM AB-B	PC 4XTM AB-B
Black Nickel 	Black	PC 1XTE BK-B	PC 2XTM BK-B	PC 3XTM BK-B	PC 4XTM BK-B



PC 1XTS SC-W



PC 2XTS SC-W











Concealed Fixing Touch Slave Controllers on Transparent Plates


Note: To only be used with Touch Master Dimmers

Note: When using Mains Voltage Halogen Lamps - Dimmers should be de-rated by 25%.


Note: When using wire wound Inductive Load Transformers - Maximum rating is 210VA.

Tungsten Filament GU10 Lamps must be Branded and with a Fused Base.


					
		1 gang Multi-Way 250W/VA (250W/VA Max. 25W/VA Min.)	2 gang Multi-Way 250W/VA (250W/VA Max. 25W/VA Min.)	3 gang Multi-Way 250W/VA (250W/VA Max. 25W/VA Min.)	4 gang Multi-Way 250W/VA (250W/VA Max. 25W/VA Min.)
		Nom. Plate Size: 86 x 86 mm	Nom. Plate Size: 86 x 86 mm	Nom. Plate Size: 146 x 86 mm	Nom. Plate Size: 146 x 86 mm
		Min. Wall Box Depth: 35 mm	Min. Wall Box Depth: 35 mm	Min. Wall Box Depth: 35 mm	Min. Wall Box Depth: 35 mm
		Technical Insert Reference: 1XTS	Technical Insert Reference: 2XTS	Technical Insert Reference: 3XTS	Technical Insert Reference: 4XTS
Insert Finish	Surround Colour	Product Code	Product Code	Product Code	Product Code
Bright Chrome Bright Chrome	White Black	PC 1XTS BC-W PC 1XTS BC-B	PC 2XTS BC-W PC 2XTS BC-B	PC 3XTS BC-W PC 3XTS BC-B	PC 4XTS BC-W PC 4XTS BC-B
					
Satin Chrome Satin Chrome	White Black	PC 1XTS SC-W PC 1XTS SC-B	PC 2XTS SC-W PC 2XTS SC-B	PC 3XTS SC-W PC 3XTS SC-B	PC 4XTS SC-W PC 4XTS SC-B
					
Polished Brass Polished Brass	White Black	PC 1XTS PB-W PC 1XTS PB-B	PC 2XTS PB-W PC 2XTS PB-B	PC 3XTS PB-W PC 3XTS PB-B	PC 4XTS PB-W PC 4XTS PB-B
					
Satin Brass Satin Brass	White Black	PC 1XTS SB-W PC 1XTS SB-B	PC 2XTS SB-W PC 2XTS SB-B	PC 3XTS SB-W PC 3XTS SB-B	PC 4XTS SB-W PC 4XTS SB-B
					
Antique Brass	Black	PC 1XTS AB-B	PC 2XTS AB-B	PC 3XTS AB-B	PC 4XTS AB-B
					
Black Nickel	Black	PC 1XTS BK-B	PC 2XTS BK-B	PC 3XTS BK-B	PC 4XTS BK-B
					



PC 1GP



PC 2GP




PC 4GP

Concealed Fixing GRID-FIX Transparent Plates complete with Fixing Grid

Minimum Wall Box Depth dependant on GRID-IT insert fitted.




	1 gang Aperture Grid Fix Nom. Plate Size: 86 x 86 mm Technical Insert Reference: 1GP Product Code	2 gang Aperture Grid Fix Nom. Plate Size: 86 x 86 mm Technical Insert Reference: 2GP Product Code	3 gang Aperture Grid Fix Nom. Plate Size: 146 x 86 mm Technical Insert Reference: 3GP Product Code	4 gang Aperture Grid Fix Nom. Plate Size: 146 x 86 mm Technical Insert Reference: 4GP Product Code
Transparent Plate				
GRID-FIX Plates	PC 1GP	PC 2GP	PC 3GP	PC 4GP
				

Concealed Fixing Blank Plates


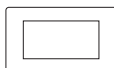


PC BPS


	Single Blanking Plate Nom. Plate Size: 86 x 86 mm Technical Insert Reference: BPS Product Code	Double Blanking Plate Nom. Plate Size: 146 x 86 mm Technical Insert Reference: BPD Product Code
Transparent Plate		
Blank Plates	PC BPS	PC BPD
		

Concealed Fixing EuroFix Plates

Minimum Wall Box Depth is dependent on the EuroFix insert fitted.



PC EURO2

	2 Module EuroFix Plate Nom. Plate Size: 86 x 86 mm Aperture: 50 x 50 mm Technical Insert Reference: EURO2 Product Code	4 Module EuroFix Plate Nom. Plate Size: 146 x 86 mm Aperture: 100 x 50 mm Technical Insert Reference: EURO4 Product Code
Transparent Plate		
EuroFix Plates	PC EURO2	PC EURO4
		

perception CFX[®]

subtle clear plates that blend perfectly with any decor...

Other products available from the Hamilton Group

- The Linea-CFX Collection
- Linea-Rondo CFX Piano Black
- Savile Row Bespoke Wiring Accessories
- Grid-It Grid Fix Accessories
- Hartland CFX Concealed Fixing
- Sheer CFX Concealed Fixing
- Hartland Range (Box Fix)
- Sheer Range (Box Fix)
- Cheriton Range (Box Fix)
- Woods & Bloomsbury Range
- Digital Mercury Lighting Controls
- EuroFix Data and Media Range
- IP Weatherproof Switches and Sockets
- Sheer Floor Sockets
- Hotel Card Switch

All products listed conform to current British or European standards and the product information is correct at the time of going to press.

It is the policy of the company to improve products as part of our development programme. Therefore, we reserve the right to alter designs and dimensions without prior notice.

Illustrations and diagrams are reproduced within the limitations of reproduction and printing process and are not binding.

Due to manufacturing processes we cannot guarantee an exact colour match and shadings of certain finishes.

Hamilton[®]

listed in
LUCKINS
DATABASE



BS EN ISO 9001:2008
CERT NO. FM11238

For further information please contact:

R. Hamilton & Co. Ltd., Quarry Industrial Estate, Mere, Wiltshire BA12 6LA, UK
Telephone: +44 (0)1747 860088 Facsimile: +44 (0)1747 861032
email: info@hamilton-litestat.com www.hamilton-litestat.com



EST 1968