

MORE WINNERS
from *Hamilton*

Uniclass	EPIC
L74 735	K712
CI/Sfb	(62X) (63) X

Hartland **CFX**[®]



Hamilton

Concealed Fixing Accessories
on Stylish Super Slim Plates

Concealed Fixing Accessories on Stylish Slim Plates

exclusive registered design...

Of minimal depth and modern appearance the Hartland CFX Range lends lustre to its surroundings. CFX Patented Concealed Fixing affords seamless styling and sophistication.

exclusive plate finishes...

Seven superb metal finish combinations give the interior designer an almost limitless choice to offer each individual client.

exclusive choice...

Our extensive range of quality electrical wiring accessories offer the installer limitless choice and flexibility to fulfill every clients requirements.



77C R22 BC-B



71C R23 PB-W



72C T22



79C DPN AB-B



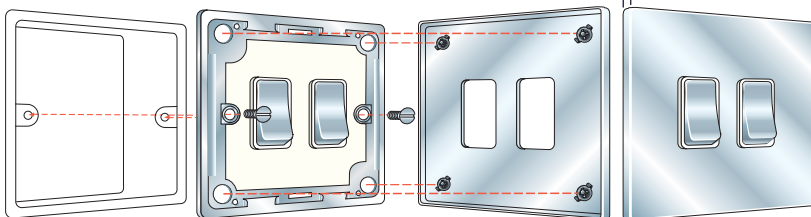
74C 1XTM SS-W



78C SPN BK-B

Hamilton Hartland CFX® Concealed Fixing

Plate depth 5 mm including gasket



Screw fixings to Back Box

Frame and Insert showing the two back box screws

Front Plate viewed from the back showing the snap-in fixing clips

The finished product with all fixing screws concealed



77C R21 BC-B

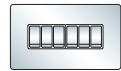


78C R23 BK-B



77C R26 BC-W

Concealed Fixing Rocker Switches



1 gang 2 way 10AX Rocker

Nom. Plate Size:
86 x 86 mm
Min. Wall Box
Depth: 25 mm
Technical Insert
Reference: **R21**
Product Code

2 gang 2 way 10AX Rocker

Nom. Plate Size:
86 x 86 mm
Min. Wall Box
Depth: 25 mm
Technical Insert
Reference: **R22**
Product Code

3 gang 2 way 10AX Rocker






Nom. Plate Size:
145 x 86 mm
Min. Wall Box
Depth: 25 mm
Technical Insert
Reference: **R23**
Product Code

4 gang 2 way 10AX Rocker

Nom. Plate Size:
145 x 86 mm
Min. Wall Box
Depth: 25 mm
Technical Insert
Reference: **R24**
Product Code

6 gang 2 way 10AX Rocker

Nom. Plate Size:
145 x 86mm
Min. Wall Box
Depth 25 mm
Technical Insert
Reference: **R26**
Product Code

Plate Finish	Insert Finish	Surround Colour	1 gang 2 way 10AX Rocker	2 gang 2 way 10AX Rocker	3 gang 2 way 10AX Rocker	4 gang 2 way 10AX Rocker	6 gang 2 way 10AX Rocker
Bright Chrome 	Bright Chrome Bright Chrome	White Black	77C R21 BC-W 77C R21 BC-B	77C R22 BC-W 77C R22 BC-B	77C R23 BC-W 77C R23 BC-B	77C R24 BC-W 77C R24 BC-B	77C R26 BC-W 77C R26 BC-B
Polished Brass 	Polished Brass Polished Brass	White Black	71C R21 PB-W 71C R21 PB-B	71C R22 PB-W 71C R22 PB-B	71C R23 PB-W 71C R23 PB-B	71C R24 PB-W 71C R24 PB-B	71C R26 PB-W 71C R26 PB-B
Satin Brass 	Satin Brass Satin Brass	White Black	72C R21 SB-W 72C R21 SB-B	72C R22 SB-W 72C R22 SB-B	72C R23 SB-W 72C R23 SB-B	72C R24 SB-W 72C R24 SB-B	72C R26 SB-W 72C R26 SB-B
Antique Brass 	Antique Brass	Black	79C R21 AB-B	79C R22 AB-B	79C R23 AB-B	79C R24 AB-B	79C R26 AB-B
Satin Stainless Effect 	Satin Stainless Satin Stainless	White Black	74C R21 SS-W 74C R21 SS-B	74C R22 SS-W 74C R22 SS-B	74C R23 SS-W 74C R23 SS-B	74C R24 SS-W 74C R24 SS-B	74C R26 SS-W 74C R26 SS-B
Satin Nickel 	Satin Stainless Satin Stainless	White Black	75C R21 SS-W 75C R21 SS-B	75C R22 SS-W 75C R22 SS-B	75C R23 SS-W 75C R23 SS-B	75C R24 SS-W 75C R24 SS-B	75C R26 SS-W 75C R26 SS-B
Black Nickel 	Black Nickel	Black	78C R21 BK-B	78C R22 BK-B	78C R23 BK-B	78C R24 BK-B	78C R26 BK-B

Hartland CFX R21 is a UK Registered Design Certificate No. 302446
Hartland CFX SS2 is a UK Registered Design Certificate No. 302445

Hartland CFX R21 is a Chinese Registered Design Certificate No. 605758
Hartland CFX SS2 is a Chinese Registered Design Certificate No. 659289



74C R31 SS-W



74C R32 SS-B



72C R32 SB-B

Concealed Fixing Rocker Switches



Plate Finish	Insert Finish	Surround Colour	1 gang 10AX Intermediate Rocker Nom. Plate Size: 86 x 86 mm Min. Wall Box Depth: 25 mm Technical Insert Reference: R31 Product Code	2 gang 10AX Intermediate Rocker Nom. Plate Size: 86 x 86 mm Min. Wall Box Depth: 25 mm Technical Insert Reference: R32 Product Code	1 gang 10AX PTM Retractive Rocker Nom. Plate Size: 86 x 86 mm Min. Wall Box Depth: 25 mm Technical Insert Reference: RRT Product Code	1 gang 10A Triple Pole Rocker Nom. Plate Size: 86 x 86 mm Min. Wall Box Depth: 25 mm Technical Insert Reference: TP Product Code	1 gang 2 way 20AX Rocker Nom. Plate Size: 86 x 86 mm Min. Wall Box Depth: 25 mm Technical Insert Reference: R212 Product Code
Bright Chrome 	Bright Chrome Bright Chrome White Plastic Black Plastic	White Black White Black	77C R31 BC-W 77C R31 BC-B - -	77C R32 BC-W 77C R32 BC-B - -	77C RRT BC-W 77C RRT BC-B - -	- - 77C TP WH-W 77C TP BL-B	77C R212 BC-W 77C R212 BC-B - -
Polished Brass 	Polished Brass Polished Brass White Plastic Black Plastic	White Black White Black	71C R31 PB-W 71C R31 PB-B - -	71C R32 PB-W 71C R32 PB-B - -	71C RRT PB-W 71C RRT PB-B - -	- - 71C TP WH-W 71C TP BL-B	71C R212 PB-W 71C R212 PB-B - -
Satin Brass 	Satin Brass Satin Brass White Plastic Black Plastic	White Black White Black	72C R31 SB-W 72C R31 SB-B - -	72C R32 SB-W 72C R32 SB-B - -	72C RRT SB-W 72C RRT SB-B - -	- - 72C TP WH-W 72C TP BL-B	72C R212 SB-W 72C R212 SB-B - -
Antique Brass 	Antique Brass Black Plastic	Black Black	79C R31 AB-B -	79C R32 AB-B -	79C RRT AB-B -	- 79C TP BL-B	79C R212 AB-B -
Satin Stainless Effect 	Satin Stainless Satin Stainless White Plastic Black Plastic	White Black White Black	74C R31 SS-W 74C R31 SS-B - -	74C R32 SS-W 74C R32 SS-B - -	74C RRT SS-W 74C RRT SS-B - -	- - 74C TP WH-W 74C TP BL-B	74C R212 SS-W 74C R212 SS-B - -
Satin Nickel 	Satin Stainless Satin Stainless White Plastic Black Plastic	White Black White Black	75C R31 SS-W 75C R31 SS-B - -	75C R32 SS-W 75C R32 SS-B - -	75C RRT SS-W 75C RRT SS-B - -	- - 75C TP WH-W 75C TP BL-B	75C R212 SS-W 75C R212 SS-B - -
Black Nickel Plates 	Black Nickel Black Plastic	Black Black	78C R31 BK-B -	78C R32 BK-B -	78C RRT BK-B -	- 78C TP BL-B	78C R212 BK-B -



77C R222 BC-W

74C R232 SS-W

71C R242 PB-B

Concealed Fixing Rocker Switches



Plate Finish	Insert Finish	Surround Colour	2 gang 2 way 20AX Rocker		3 gang 2 way 20AX Rocker		4 gang 2 way 20AX Rocker		1 gang 20AX Intermediate Rocker		2 gang 20AX Intermediate Rocker	
			Nom. Plate Size: 86 x 86 mm Min. Wall Box Depth: 25 mm Technical Insert Reference: R222 Product Code	Nom. Plate Size: 145 x 86 mm Min. Wall Box Depth: 25 mm Technical Insert Reference: R232 Product Code	Nom. Plate Size: 145 x 86 mm Min. Wall Box Depth: 25 mm Technical Insert Reference: R242 Product Code	Nom. Plate Size: 86 x 86 mm Min. Wall Box Depth: 25 mm Technical Insert Reference: R312 Product Code	Nom. Plate Size: 86 x 86 mm Min. Wall Box Depth: 25 mm Technical Insert Reference: R322 Product Code					
Bright Chrome 	Bright Chrome Bright Chrome	White Black	77C R222 BC-W 77C R222 BC-B	77C R232 BC-W 77C R232 BC-B	77C R242 BC-W 77C R242 BC-B	77C R312 BC-W 77C R312 BC-B	77C R322 BC-W 77C R322 BC-B					
Polished Brass 	Polished Brass Polished Brass	White Black	71C R222 PB-W 71C R222 PB-B	71C R232 PB-W 71C R232 PB-B	71C R242 PB-W 71C R242 PB-B	71C R312 PB-W 71C R312 PB-B	71C R322 PB-W 71C R322 PB-B					
Satin Brass 	Satin Brass Satin Brass	White Black	72C R222 SB-W 72C R222 SB-B	72C R232 SB-W 72C R232 SB-B	72C R242 SB-W 72C R242 SB-B	72C R312 SB-W 72C R312 SB-B	72C R322 SB-W 72C R322 SB-B					
Antique Brass 	Antique Brass	Black	79C R222 AB-B	79C R232 AB-B	79C R242 AB-B	79C R312 AB-B	79C R322 AB-B					
Satin Stainless Effect 	Satin Stainless Satin Stainless	White Black	74C R222 SS-W 74C R222 SS-B	74C R232 SS-W 74C R232 SS-B	74C R242 SS-W 74C R242 SS-B	74C R312 SS-W 74C R312 SS-B	74C R322 SS-W 74C R322 SS-B					
Satin Nickel 	Satin Stainless Satin Stainless	White Black	75C R222 SS-W 75C R222 SS-B	75C R232 SS-W 75C R232 SS-B	75C R242 SS-W 75C R242 SS-B	75C R312 SS-W 75C R312 SS-B	75C R322 SS-W 75C R322 SS-B					
Black Nickel 	Black Nickel	Black	78C R222 BK-B	78C R232 BK-B	78C R242 BK-B	78C R312 BK-B	78C R322 BK-B					



77C T21



72C T22



74C T23

Concealed Fixing Toggle Switches



**1 gang
2 way 20AX
Toggle**

Nom. Plate Size:
86 x 86 mm

Min. Wall Box
Depth: 35 mm

Technical Insert
Reference: **T21**
Product Code

**2 gang
2 way 20AX
Toggle**

Nom. Plate Size:
86 x 86 mm

Min. Wall Box
Depth: 35 mm

Technical Insert
Reference: **T22**
Product Code

**3 gang
2 way 20AX
Toggle**

Nom. Plate Size:
145 x 86 mm

Min. Wall Box
Depth: 35 mm

Technical Insert
Reference: **T23**
Product Code

**4 gang
2 way 20AX
Toggle**

Nom. Plate Size:
145 x 86 mm

Min. Wall Box
Depth: 35 mm








Technical Insert
Reference: **T24**
Product Code


**1 gang 20AX
Intermediate
Toggle**

Nom. Plate Size:
86 x 86mm

Min. Wall Box
Depth 35 mm

Technical Insert
Reference: **T31**
Product Code

Plate Finish	Insert Finish	1 gang 2 way 20AX Toggle	2 gang 2 way 20AX Toggle	3 gang 2 way 20AX Toggle	4 gang 2 way 20AX Toggle	1 gang 20AX Intermediate Toggle
Bright Chrome 	Bright Chrome	77C T21	77C T22	77C T23	77C T24	77C T31
Polished Brass 	Polished Brass	71C T21	71C T22	71C T23	71C T24	71C T31
Satin Brass 	Satin Brass	72C T21	72C T22	72C T23	72C T24	72C T31
Antique Brass 	Antique Brass	79C T21	79C T22	79C T23	79C T24	79C T31
Satin Stainless Effect 	Satin Stainless	74C T21	74C T22	74C T23	74C T24	74C T31
Satin Nickel 	Satin Stainless	75C T21	75C T22	75C T23	75C T24	75C T31
Black Nickel 	Black Nickel	78C T21	78C T22	78C T23	78C T24	78C T31



77C C11 BC-B

71C CKNX PB-B

Concealed Fixing Hotel Card Switch with LED

Adjustable Time Delay 10 seconds - 5 minutes. Suitable for 44 mm and 54 mm width hotel Key Cards.



**1 gang
On/Off 10A
(6AX) with
Blue LED
Locator**

Nom. Plate Size:
86 x 86 mm

Min. Wall Box
Depth: 35 mm







Technical Insert
Reference: **C11**
Product Code

**1gang
On/Off 12-24V
AC/DC +/-10%
with Blue LED
Locator (Suitable
for KNX BUS
System)**

Nom. Plate Size:
86 x 86 mm

Min. Wall Box
Depth 35 mm

Technical Insert
Reference: **CKNX**
Product Code

Plate Finish	Insert Finish	Surround Colour	Product Code	Product Code
Bright Chrome 	Bright Chrome Bright Chrome	White Black	77C C11 BC-W 77C C11 BC-B	77C CKNX BC-W 77C CKNX BC-B
Polished Brass 	Polished Brass Polished Brass	White Black	71C C11 PB-W 71C C11 PB-B	71C CKNX PB-W 71C CKNX PB-B
Satin Brass 	Satin Brass Satin Brass	White Black	72C C11 SB-W 72C C11 SB-B	72C CKNX SB-W 72C CKNX SB-B
Antique Brass 	Antique Brass	Black	79C C11 AB-B	79C CKNX AB-B
Satin Stainless Effect 	Satin Stainless Satin Stainless	White Black	74C C11 SS-W 74C C11 SS-B	74C CKNX SS-W 74C CKNX SS-B
Satin Nickel 	Satin Stainless Satin Stainless	White Black	75C C11 SS-W 75C C11 SS-B	75C CKNX SS-W 75C CKNX SS-B
Black Nickel Plates 	Black Nickel	Black	78C C11 BK-B	78C CKNX BK-B

79C K21 B

77C KEL W

Concealed Fixing Key Switches










1 gang 2 way 20AX Key Switch

Nom. Plate Size:
86 x 86 mm
Min. Wall Box
Depth: 25 mm
Technical Insert
Reference: **K21**
Product Code


1 gang 2 way 20AX Key Switch "EMG LTG TEST"

Nom. Plate Size:
86 x 86 mm
Min. Wall Box
Depth 25 mm
Technical Insert
Reference: **KEL**
Product Code

Plate Finish	Insert Colour	Product Code	Product Code
Bright Chrome 	White Plastic Black Plastic	77C K21 W 77C K21 B	77C KEL W 77C KEL B
Polished Brass 	White Plastic Black Plastic	71C K21 W 71C K21 B	71C KEL W 71C KEL B
Satin Brass 	White Plastic Black Plastic	72C K21 W 72C K21 B	72C KEL W 72C KEL B
Antique Brass 	Black Plastic	79C K21 B	79C KEL B
Satin Stainless Effect 	White Plastic Black Plastic	74C K21 W 74C K21 B	74C KEL W 74C KEL B
Satin Nickel 	White Plastic Black Plastic	75C K21 W 75C K21 B	75C KEL W 75C KEL B
Black Nickel 	Black Plastic	78C K21 B	78C KEL B



78C SS1 BK-B



71C SS1 PB-B



74C SS2 SS-B

Concealed Fixing Power Sockets

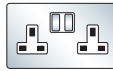









Plate Finish	Insert Finish	Surround Colour	1 gang 13A Double Pole Switched Socket Nom. Plate Size: 86 x 86 mm Min. Wall Box Depth: 35 mm Technical Insert Reference: SS1 Product Code	2 gang 13A Double Pole Switched Socket Nom. Plate Size: 145 x 86 mm Min. Wall Box Depth: 35 mm Technical Insert Reference: SS2 Product Code	1 gang 2A Unswitched Socket Nom. Plate Size: 86 x 86 mm Min. Wall Box Depth: 35 mm Technical Insert Reference: US2 Product Code	1 gang 5A Unswitched Socket Nom. Plate Size: 86 x 86 mm Min. Wall Box Depth: 35 mm Technical Insert Reference: US5 Product Code	1 gang 13A Unswitched Socket Nom. Plate Size: 86 x 86 mm Min. Wall Box Depth: 35 mm Technical Insert Reference: US13 Product Code	2 gang 13A Unswitched Socket Nom. Plate Size: 145 x 86 mm Min. Wall Box Depth: 35 mm Technical Insert Reference: US99	Shaver Dual Voltage Unswitched Socket Nom. Plate Size: 86 x 145 mm Min. Wall Box Depth: 47 mm Technical Insert Reference: SHS
Bright Chrome 	Bright Chrome	White	77C SS1 BC-W	77C SS2 BC-W	-	-	-	-	-
	Bright Chrome	Black	77C SS1 BC-B	77C SS2 BC-B	-	-	-	-	-
	White Plastic	White	-	-	77C US2 W	77C US5 W	77C US13 W	77C US99 W	77C SHS W
	Black Plastic	Black	-	-	77C US2 B	77C US5 B	77C US13 B	77C US99 B	77C SHS B
Polished Brass 	Polished Brass	White	71C SS1 PB-W	71C SS2 PB-W	-	-	-	-	-
	Polished Brass	Black	71C SS1 PB-B	71C SS2 PB-B	-	-	-	-	-
	White Plastic	White	-	-	71C US2 W	71C US5 W	71C US13 W	71C US99 W	71C SHS W
	Black Plastic	Black	-	-	71C US2 B	71C US5 B	71C US13 B	71C US99 B	71C SHS B
Satin Brass 	Satin Brass	White	72C SS1 SB-W	72C SS2 SB-W	-	-	-	-	-
	Satin Brass	Black	72C SS1 SB-B	72C SS2 SB-B	-	-	-	-	-
	White Plastic	White	-	-	72C US2 W	72C US5 W	72C US13 W	72C US99 W	72C SHS W
	Black Plastic	Black	-	-	72C US2 B	72C US5 B	72C US13 B	72C US99 B	72C SHS B
Antique Brass 	Antique Brass	Black	79C SS1 AB-B	79C SS2 AB-B	-	-	-	-	-
	Black Plastic	Black	-	-	79C US2 B	79C US5 B	79C US13 B	79C US99 B	79C SHS B
Satin Stainless Effect 	Satin Stainless	White	74C SS1 SS-W	74C SS2 SS-W	-	-	-	-	-
	Satin Stainless	Black	74C SS1 SS-B	74C SS2 SS-B	-	-	-	-	-
	White Plastic	White	-	-	74C US2 W	74C US5 W	74C US13 W	74C US99 W	74C SHS W
	Black Plastic	Black	-	-	74C US2 B	74C US5 B	74C US13 B	74C US99 B	74C SHS B
Satin Nickel 	Satin Stainless	White	75C SS1 SS-W	75C SS2 SS-W	-	-	-	-	-
	Satin Stainless	Black	75C SS1 SS-B	75C SS2 SS-B	-	-	-	-	-
	White Plastic	White	-	-	75C US2 W	75C US5 W	75C US13 W	75C US99 W	75C SHS W
	Black Plastic	Black	-	-	75C US2 B	75C US5 B	75C US13 B	75C US99 B	75C SHS B
Black Nickel 	Black Nickel	Black	78C SS1 BK-B	78C SS2 BK-B	-	-	-	-	-
	Black Plastic	Black	-	-	78C US2 B	78C US5 B	-	-	78C SHS B
















71C TVFM B



79C TVFM B

77C TVSAT W

Concealed Fixing Television Coaxial Sockets

Plate Finish	Insert Colour						
		1 gang Non Isolated Television 1 In/1 Out Nom. Plate Size: 86 x 86 mm Min. Wall Box Depth: 25 mm Technical Insert Reference: TV Product Code	2 gang Isolated TV/FM 1 In/2 Out Nom. Plate Size: 86 x 86 mm Min. Wall Box Depth: 25 mm Technical Insert Reference: TVFM Product Code	1 gang Isolated Television 1 In/1 Out Nom. Plate Size: 86 x 86 mm Min. Wall Box Depth: 25 mm Technical Insert Reference: TVI Product Code	1 gang Non Isolated TV + 1 gang Non Isolated Satellite Nom. Plate Size: 86 x 86 mm Min. Wall Box Depth: 35 mm Technical Insert Reference: TVSAT Product Code	1 gang Non Isolated Satellite Nom. Plate Size: 86 x 86mm Min. Wall Box Depth 35 mm Technical Insert Reference: SATN Product Code	1 gang Isolated Satellite Nom. Plate Size: 86 x 86mm Min. Wall Box Depth 35 mm Technical Insert Reference: SATI Product Code
Bright Chrome 	White Plastic Black Plastic	77C TV W 77C TV B	77C TVFM W 77C TVFM B	77C TVI W 77C TVI B	77C TVSAT W 77C TVSAT B	77C SATN W 77C SATN B	77C SATI W 77C SATI B
Polished Brass 	White Plastic Black Plastic	71C TV W 71C TV B	71C TVFM W 71C TVFM B	71C TVI W 71C TVI B	71C TVSAT W 71C TVSAT B	71C SATN W 71C SATN B	71C SATI W 71C SATI B
Satin Brass 	White Plastic Black Plastic	72C TV W 72C TV B	72C TVFM W 72C TVFM B	72C TVI W 72C TVI B	72C TVSAT W 72C TVSAT B	72C SATN W 72C SATN B	72C SATI W 72C SATI B
Antique Brass 	Black Plastic	79C TV B	79C TVFM B	79C TVI B	79C TVSAT B	79C SATN B	79C SATI B
Satin Stainless Effect 	White Plastic Black Plastic	74C TV W 74C TV B	74C TVFM W 74C TVFM B	74C TVI W 74C TVI B	74C TVSAT W 74C TVSAT B	74C SATN W 74C SATN B	74C SATI W 74C SATI B
Satin Nickel 	White Plastic Black Plastic	75C TV W 75C TV B	75C TVFM W 75C TVFM B	75C TVI W 75C TVI B	75C TVSAT W 75C TVSAT B	75C SATN W 75C SATN B	75C SATI W 75C SATI B
Black Nickel 	Black Plastic	78C TV B	78C TVFM B	78C TVI B	78C TVSAT B	78C SATN B	78C SATI B

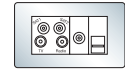


74C DTRID W

78C DSAT B

71C DENT B

Concealed Fixing Digital Television Sockets - Screened Non Isolated - DAB Compatible



**1 gang TV +
1 gang FM +
1 gang
Satellite**

Nom. Plate Size:
86 x 86 mm
Min. Wall Box
Depth: 35 mm

Technical Insert
Reference: **DTRID**

Product Code

**1 gang
TV (Female)**

Nom. Plate Size:
86 x 86 mm
Min. Wall Box
Depth: 35 mm

Technical Insert
Reference: **DTVF**

Product Code

**1 gang
TV (Male)**

Nom. Plate Size:
86 x 86 mm
Min. Wall Box
Depth: 35 mm

Technical Insert
Reference: **DTVM**

Product Code

**1 gang
Satellite**

Nom. Plate Size:
86 x 86 mm
Min. Wall Box
Depth: 35 mm

Technical Insert
Reference: **DSAT**

Product Code

**1 gang TV +
1 gang FM +
1 gang
Satellite 1 +
1 gang
Satellite 2**

Nom. Plate Size:
86 x 86mm
Min. Wall Box
Depth 35 mm

Technical Insert
Reference: **DENT**

Product Code

**1 gang TV +
1 gang FM +
1 gang Satellite 1 +
1 gang Satellite 2 +
1 gang TVF +
1 gang TCS**

Nom. Plate Size:
145 x 86mm
Min. Wall Box
Depth 35 mm

Technical Insert
Reference: **DSAT+**

Product Code

Plate Finish

Insert Colour

Bright Chrome

**White Plastic
Black Plastic**



77C DTRID W
77C DTRID B

77C DTVF W
77C DTVF B

77C DTVM W
77C DTVM B

77C DSAT W
77C DSAT B

77C DENT W
77C DENT B

77C DSAT+ W
77C DSAT+ B

Polished Brass

**White Plastic
Black Plastic**



71C DTRID W
71C DTRID B

71C DTVF W
71C DTVF B

71C DTVM W
71C DTVM B

71C DSAT W
71C DSAT B

71C DENT W
71C DENT B

71C DSAT+ W
71C DSAT+ B

Satin Brass

**White Plastic
Black Plastic**



72C DTRID W
72C DTRID B

72C DTVF W
72C DTVF B

72C DTVM W
72C DTVM B

72C DSAT W
72C DSAT B

72C DENT W
72C DENT B

72C DSAT+ W
72C DSAT+ B

Antique Brass

Black Plastic



79C DTRID B

79C DTVF B

79C DTVM B

79C DSAT B

79C DENT B

79C DSAT+ B

**Satin Stainless
Effect**

**White Plastic
Black Plastic**



74C DTRID W
74C DTRID B

74C DTVF W
74C DTVF B

74C DTVM W
74C DTVM B

74C DSAT W
74C DSAT B

74C DENT W
74C DENT B

74C DSAT+ W
74C DSAT+ B

Satin Nickel

**White Plastic
Black Plastic**



75C DTRID W
75C DTRID B

75C DTVF W
75C DTVF B

75C DTVM W
75C DTVM B

75C DSAT W
75C DSAT B

75C DENT W
75C DENT B

75C DSAT+ W
75C DSAT+ B

Black Nickel

Black Plastic



78C DTRID B

78C DTVF B

78C DTVM B

78C DSAT B

78C DENT B

78C DSAT+ B



71C TCM W



77C J12 W

74C 2J45 W

Concealed Fixing Telephone and Data Outlets



1 gang Telephone Master

Nom. Plate Size: 86 x 86 mm
Min. Wall Box Depth: 25 mm
Technical Insert Reference: **TCM**

Product Code

1 gang Telephone Slave

Nom. Plate Size: 86 x 86 mm
Min. Wall Box Depth: 25 mm
Technical Insert Reference: **TCS**

Product Code

1 gang RJ12 Outlet Unshielded

Nom. Plate Size: 86 x 86 mm
Min. Wall Box Depth: 35 mm
Technical Insert Reference: **J12**

Product Code

2 gang RJ12 Outlet Unshielded

Nom. Plate Size: 86 x 86 mm
Min. Wall Box Depth: 35 mm
Technical Insert Reference: **2J12**

Product Code

1 gang RJ45 CAT 5E Outlet Unshielded

Nom. Plate Size: 86 x 86mm
Min. Wall Box Depth: 35 mm
Technical Insert Reference: **J45**

Product Code

2 gang RJ45 CAT 5E Outlet Unshielded

Nom. Plate Size: 86 x 86mm
Min. Wall Box Depth: 35 mm
Technical Insert Reference: **2J45**

Product Code

Plate Finish

Insert Colour

Bright Chrome



White Plastic
Black Plastic

77C TCM W
77C TCM B

77C TCS W
77C TCS B

77C J12 W
77C J12 B

77C 2J12 W
77C 2J12 B

77C J45 W
77C J45 B

77C 2J45 W
77C 2J45 B

Polished Brass



White Plastic
Black Plastic

71C TCM W
71C TCM B

71C TCS W
71C TCS B

71C J12 W
71C J12 B

71C 2J12 W
71C 2J12 B

71C J45 W
71C J45 B

71C 2J45 W
71C 2J45 B

Satin Brass



White Plastic
Black Plastic

72C TCM W
72C TCM B

72C TCS W
72C TCS B

72C J12 W
72C J12 B

72C 2J12 W
72C 2J12 B

72C J45 W
72C J45 B

72C 2J45 W
72C 2J45 B

Antique Brass



Black Plastic

79C TCM B

79C TCS B

79C J12 B

79C 2J12 B

79C J45 B

79C 2J45 B

Satin Stainless Effect



White Plastic
Black Plastic

74C TCM W
74C TCM B

74C TCS W
74C TCS B

74C J12 W
74C J12 B

74C 2J12 W
74C 2J12 B

74C J45 W
74C J45 B

74C 2J45 W
74C 2J45 B

Satin Nickel



White Plastic
Black Plastic

75C TCM W
75C TCM B

75C TCS W
75C TCS B

75C J12 W
75C J12 B

75C 2J12 W
75C 2J12 B

75C J45 W
75C J45 B

75C 2J45 W
75C 2J45 B

Black Nickel



Black Plastic

78C TCM B

78C TCS B

78C J12 B

78C 2J12 B

78C J45 B

78C 2J45 B










72C DPN SB-B



77C 45SS1 BC-W

Concealed Fixing Double Pole Switches



Plate Finish	Insert Finish	Surround Colour	1 gang 20AX Double Pole Rocker + Neon Nom. Plate Size: 86 x 86 mm Min. Wall Box Depth: 25 mm Technical Insert Reference: DPN Product Code	1 gang 45A Double Pole Red Rocker + Neon Nom. Plate Size: 86 x 86 mm Min. Wall Box Depth: 35 mm Technical Insert Reference: 45N Product Code	1 gang 45A Double Pole Red Rocker + Neon + 13A Switched Socket Nom. Plate Size: 145 x 86 mm Min. Wall Box Depth: 35 mm Technical Insert Reference: 45SS1 Product Code
Bright Chrome 	Bright Chrome Bright Chrome White Plastic Black Plastic	White Black White Black	77C DPN BC-W 77C DPN BC-B - -	- - 77C 45N W 77C 45N B	77C 45SS1 BC-W 77C 45SS1 BC-B - -
Polished Brass 	Polished Brass Polished Brass White Plastic Black Plastic	White Black White Black	71C DPN PB-W 71C DPN PB-B - -	- - 71C 45N W 71C 45N B	71C 45SS1 PB-W 71C 45SS1 PB-B - -
Satin Brass 	Satin Brass Satin Brass White Plastic Black Plastic	White Black White Black	72C DPN SB-W 72C DPN SB-B - -	- - 72C 45N W 72C 45N B	72C 45SS1 SB-W 72C 45SS1 SB-B - -
Antique Brass 	Antique Brass Black Plastic	Black Black	79C DPN AB-B -	- 79C 45N B	79C 45SS1 AB-B -
Satin Stainless Effect 	Satin Stainless Satin Stainless White Plastic Black Plastic	White Black White Black	74C DPN SS-W 74C DPN SS-B - -	- - 74C 45N W 74C 45N B	74C 45SS1 SS-W 74C 45SS1 SS-B - -
Satin Nickel 	Satin Stainless Satin Stainless White Plastic Black Plastic	White Black White Black	75C DPN SS-W 75C DPN SS-B - -	- - 75C 45N W 75C 45N B	75C 45SS1 SS-W 75C 45SS1 SS-B - -
Black Nickel 	Black Nickel Black Plastic	Black Black	78C DPN BK-B -	- 78C 45N B	78C 45SS1 BK-B -



77C SPN BC-W










71C SPN PB-W

74C FN SS-R


Concealed Fixing Connection Units



Plate Finish	Insert Finish	Surround Colour	1 gang 13A Fused Spur Double Pole + Neon Nom. Plate Size: 86 x 86 mm Min. Wall Box Depth: 35 mm Technical Insert Reference: SPN Product Code	1 gang 13A Fused Fuse with Red Neon Halo Nom. Plate Size: 86 x 86 mm Min. Wall Box Depth: 35 mm Technical Insert Reference: FN Product Code
Bright Chrome 	Bright Chrome Bright Chrome Bright Chrome	White Black Red Neon	77C SPN BC-W 77C SPN BC-B -	- - 77C FN BC-R
Polished Brass 	Polished Brass Polished Brass Polished Brass	White Black Red Halo	71C SPN PB-W 71C SPN PB-B -	- - 71C FN PB-R
Satin Brass 	Satin Brass Satin Brass Satin Brass	White Black Red Halo	72C SPN SB-W 72C SPN SB-B -	- - 72C FN SB-R
Antique Brass 	Antique Brass Antique Brass	Black Red Halo	79C SPN AB-B -	- 79C FN AB-R
Satin Stainless Effect 	Satin Stainless Satin Stainless Satin Stainless	White Black Red Halo	74C SPN SS-W 74C SPN SS-B -	- - 74C FN SS-R
Satin Nickel 	Satin Stainless Satin Stainless Satin Stainless	White Black Red Halo	75C SPN SS-W 75C SPN SS-B -	- - 75C FN SS-R
Black Nickel 	Black Nickel Black Nickel	Black Red Halo	78C SPN BK-B -	- 78C FN BK-R



77C 2X40



71C 2X40

74C 4X40

Concealed Fixing Leading Edge Push On/Off Resistive Dimmers

Note: When using Mains Voltage Halogen Lamps - Dimmers should be de-rated by 25%.

Tungsten Filament GU10 Lamps must be Branded and with a Fused Base.



Plate Finish	Insert Finish	1 gang 2 way 400W Nom. Plate Size: 86 x 86 mm Min. Wall Box Depth: 35 mm Technical Insert Reference: 1X40 Product Code	2 gang 2 way 400W Nom. Plate Size: 86 x 86 mm Min. Wall Box Depth: 35 mm Technical Insert Reference: 2X40 Product Code	3 gang 2 way 400W Nom. Plate Size: 145 x 86 mm Min. Wall Box Depth: 35 mm Technical Insert Reference: 3X40 Product Code	4 gang 2 way (Max. 300 watts per gang) Nom. Plate Size: 145 x 86 mm Min. Wall Box Depth: 35 mm Technical Insert Reference: 4X40 Product Code	1 gang 2 way 600W Nom. Plate Size: 86 x 86mm Min. Wall Box Depth 35 mm Technical Insert Reference: 1X60 Product Code	1 gang 2 way 1000W Nom. Plate Size: 145 x 86mm Min. Wall Box Depth 35 mm Technical Insert Reference: 1X1K Product Code
Bright Chrome 	Bright Chrome	77C 1X40	77C 2X40	77C 3X40	77C 4X40	77C 1X60	77C 1X1K
Polished Brass 	Polished Brass	71C 1X40	71C 2X40	71C 3X40	71C 4X40	71C 1X60	71C 1X1K
Satin Brass 	Satin Brass	72C 1X40	72C 2X40	72C 3X40	72C 4X40	72C 1X60	72C 1X1K
Antique Brass 	Antique Brass	79C 1X40	79C 2X40	79C 3X40	79C 4X40	79C 1X60	79C 1X1K
Satin Stainless Effect 	Satin Stainless	74C 1X40	74C 2X40	74C 3X40	74C 4X40	74C 1X60	74C 1X1K
Satin Nickel 	Satin Stainless	75C 1X40	75C 2X40	75C 3X40	75C 4X40	75C 1X60	75C 1X1K
Black Nickel 	Black Nickel	78C 1X40	78C 2X40	78C 3X40	78C 4X40	78C 1X60	78C 1X1K



77C 1X2V



71C 1X3V








Concealed Fixing Leading Edge Push On/Off Inductive Dimmers




**1 gang 2 way
200VA**
Nom. Plate Size:
86 x 86 mm
Min. Wall Box
Depth: 35 mm
Technical Insert
Reference: **1X2V**
Product Code




**1 gang 2 way
300VA**
Nom. Plate Size:
86 x 86 mm
Min. Wall Box
Depth: 35 mm
Technical Insert
Reference: **1X3V**
Product Code

Plate Finish	Insert Finish		
Bright Chrome 	Bright Chrome	77C 1X2V	77C 1X3V
Polished Brass 	Polished Brass	71C 1X2V	71C 1X3V
Satin Brass 	Satin Brass	72C 1X2V	72C 1X3V
Antique Brass 	Antique Brass	79C 1X2V	79C 1X3V
Satin Stainless Effect 	Satin Stainless	74C 1X2V	74C 1X3V
Satin Nickel 	Satin Stainless	75C 1X2V	75C 1X3V
Black Nickel 	Black Nickel	78C 1X2V	78C 1X3V



77C 1XTE



71C 2XTE

78C 4XTE

Concealed Fixing Trailing Edge Push On/Off Dimmers

*Note: When using mains Voltage Halogen Lamps
- Dimmers should be de-rated by 25%.*

*Tungsten Filament GU10 Lamps must be Branded
and with a Fused Base.*



**1 gang
Multi-Way
250W/VA
(250W/VA Max.
25W/VA Min.)**
Nom. Plate Size:
86 x 86 mm
Min. Wall Box
Depth: 35 mm
Technical Insert
Reference: **1XTE**
Product Code

**2 gang
Multi-Way
250W/VA
(250W/VA Max.
25W/VA Min.)**
Nom. Plate Size:
86 x 86 mm
Min. Wall Box
Depth: 35 mm
Technical Insert
Reference: **2XTE**
Product Code

**3 gang
Multi-Way
250W/VA
(250W/VA Max.
25W/VA Min.)**
Nom. Plate Size:
145 x 86 mm
Min. Wall Box
Depth: 35 mm
Technical Insert
Reference: **3XTE**
Product Code

**4 gang
Multi-Way
250W/VA
(250W/VA Max.
25W/VA Min.)**
Nom. Plate Size:
145 x 86 mm
Min. Wall Box
Depth: 35 mm
Technical Insert
Reference: **4XTE**
Product Code

Plate Finish	Insert Finish	Product Code	Product Code	Product Code	Product Code
Bright Chrome 	Bright Chrome	77C 1XTE	77C 2XTE	77C 3XTE	77C 4XTE
Polished Brass 	Polished Brass	71C 1XTE	71C 2XTE	71C 3XTE	71C 4XTE
Satin Brass 	Satin Brass	72C 1XTE	72C 2XTE	72C 3XTE	72C 4XTE
Antique Brass 	Antique Brass	79C 1XTE	79C 2XTE	79C 3XTE	79C 4XTE
Satin Stainless Effect 	Satin Stainless	74C 1XTE	74C 2XTE	74C 3XTE	74C 4XTE
Satin Nickel 	Satin Stainless	75C 1XTE	75C 2XTE	75C 3XTE	75C 4XTE
Black Nickel Plates 	Black Nickel	78C 1XTE	78C 2XTE	78C 3XTE	78C 4XTE



77C 1XTM BC-B



74C 2XTM SS-W



72C 4XTM SB-B

Concealed Fixing Trailing Edge Touch Master Multi-Way Dimmers

Tungsten Filament GU10 Lamps must be branded and with a fused base.

Note: When using wire wound Inductive Load Transformers - Maximum Rating is 210VA.

Note: When using mains Voltage Halogen Lamps - Dimmers should be de-rated by 25%.










1 gang Multi-Way 250W/VA (250W/VA Max. 25W/VA Min.)
Nom. Plate Size: 86 x 86 mm
Min. Wall Box Depth: 35 mm
Technical Insert Reference: **1XTM**
Product Code

2 gang Multi-Way 250W/VA (250W/VA Max. 25W/VA Min.)
Nom. Plate Size: 86 x 86 mm
Min. Wall Box Depth: 35 mm
Technical Insert Reference: **2XTM**
Product Code

3 gang Multi-Way 250W/VA (250W/VA Max. 25W/VA Min.)
Nom. Plate Size: 145 x 86 mm
Min. Wall Box Depth: 35 mm
Technical Insert Reference: **3XTM**
Product Code

4 gang Multi-Way 250W/VA (250W/VA Max. 25W/VA Min.)
Nom. Plate Size: 145 x 86 mm
Min. Wall Box Depth: 35 mm
Technical Insert Reference: **4XTM**
Product Code

Plate Finish	Insert Finish	Surround Colour	1 gang Multi-Way 250W/VA (250W/VA Max. 25W/VA Min.) Nom. Plate Size: 86 x 86 mm Min. Wall Box Depth: 35 mm Technical Insert Reference: 1XTM Product Code	2 gang Multi-Way 250W/VA (250W/VA Max. 25W/VA Min.) Nom. Plate Size: 86 x 86 mm Min. Wall Box Depth: 35 mm Technical Insert Reference: 2XTM Product Code	3 gang Multi-Way 250W/VA (250W/VA Max. 25W/VA Min.) Nom. Plate Size: 145 x 86 mm Min. Wall Box Depth: 35 mm Technical Insert Reference: 3XTM Product Code	4 gang Multi-Way 250W/VA (250W/VA Max. 25W/VA Min.) Nom. Plate Size: 145 x 86 mm Min. Wall Box Depth: 35 mm Technical Insert Reference: 4XTM Product Code
Bright Chrome 	Bright Chrome Bright Chrome	White Black	77C 1XTM BC-W 77C 1XTM BC-B	77C 2XTM BC-W 77C 2XTM BC-B	77C 3XTM BC-W 77C 3XTM BC-B	77C 4XTM BC-W 77C 4XTM BC-B
Polished Brass 	Polished Brass Polished Brass	White Black	71C 1XTM PB-W 71C 1XTM PB-B	71C 2XTM PB-W 71C 2XTM PB-B	71C 3XTM PB-W 71C 3XTM PB-B	71C 4XTM PB-W 71C 4XTM PB-B
Satin Brass 	Satin Brass Satin Brass	White Black	72C 1XTM SB-W 72C 1XTM SB-B	72C 2XTM SB-W 72C 2XTM SB-B	72C 3XTM SB-W 72C 3XTM SB-B	72C 4XTM SB-W 72C 4XTM SB-B
Antique Brass 	Antique Brass	Black	79C 1XTM AB-B	79C 2XTM AB-B	79C 3XTM AB-B	79C 4XTM AB-B
Satin Stainless Effect 	Satin Stainless Satin Stainless	White Black	74C 1XTM SS-W 74C 1XTM SS-B	74C 2XTM SS-W 74C 2XTM SS-B	74C 3XTM SS-W 74C 3XTM SS-B	74C 4XTM SS-W 74C 4XTM SS-B
Satin Nickel 	Satin Stainless Satin Stainless	White Black	75C 1XTM SS-W 75C 1XTM SS-B	75C 2XTM SS-W 75C 2XTM SS-B	75C 3XTM SS-W 75C 3XTM SS-B	75C 4XTM SS-W 75C 4XTM SS-B
Black Nickel 	Black Nickel	Black	78C 1XTM BK-B	78C 2XTM BK-B	78C 3XTM BK-B	78C 4XTM BK-B



74C 1XTS SS-W



77C 2XTS BC-B

79C 3XTS AB-B

Concealed Fixing Touch Slave Controllers

Note: To only be used with Touch Master Dimmers

Tungsten Filament GU10 Lamps must be branded and with a fused base.

Note: When using wire wound Inductive Load Transformers - Maximum Rating is 210VA.

Note: When using mains Voltage Halogen Lamps - Dimmers should be de-rated by 25%.



**1 gang Multi-Way
250W/VA (250W/VA
Max. 25W/VA Min.)**
Nom. Plate Size:
86 x 86 mm
Min. Wall Box
Depth: 35 mm
Technical Insert
Reference: **1XTS**
Product Code

**2 gang Multi-Way
250W/VA (250W/VA
Max. 25W/VA Min.)**
Nom. Plate Size:
86 x 86 mm
Min. Wall Box
Depth: 35 mm
Technical Insert
Reference: **2XTS**
Product Code

**3 gang Multi-Way
250W/VA (250W/VA
Max. 25W/VA Min.)**
Nom. Plate Size:
145 x 86 mm
Min. Wall Box
Depth: 35 mm
Technical Insert
Reference: **3XTS**
Product Code

**4 gang Multi-Way
250W/VA (250W/VA
Max. 25W/VA Min.)**
Nom. Plate Size:
145 x 86 mm
Min. Wall Box
Depth: 35 mm
Technical Insert
Reference: **4XTS**
Product Code

Plate Finish	Insert Finish	Surround Colour	1 gang Multi-Way 250W/VA (250W/VA Max. 25W/VA Min.) Nom. Plate Size: 86 x 86 mm Min. Wall Box Depth: 35 mm Technical Insert Reference: 1XTS Product Code	2 gang Multi-Way 250W/VA (250W/VA Max. 25W/VA Min.) Nom. Plate Size: 86 x 86 mm Min. Wall Box Depth: 35 mm Technical Insert Reference: 2XTS Product Code	3 gang Multi-Way 250W/VA (250W/VA Max. 25W/VA Min.) Nom. Plate Size: 145 x 86 mm Min. Wall Box Depth: 35 mm Technical Insert Reference: 3XTS Product Code	4 gang Multi-Way 250W/VA (250W/VA Max. 25W/VA Min.) Nom. Plate Size: 145 x 86 mm Min. Wall Box Depth: 35 mm Technical Insert Reference: 4XTS Product Code
Bright Chrome 	Bright Chrome Bright Chrome	White Black	77C 1XTS BC-W 77C 1XTS BC-B	77C 2XTS BC-W 77C 2XTS BC-B	77C 3XTS BC-W 77C 3XTS BC-B	77C 4XTS BC-W 77C 4XTS BC-B
Polished Brass 	Polished Brass Polished Brass	White Black	71C 1XTS PB-W 71C 1XTS PB-B	71C 2XTS PB-W 71C 2XTS PB-B	71C 3XTS PB-W 71C 3XTS PB-B	71C 4XTS PB-W 71C 4XTS PB-B
Satin Brass 	Satin Brass Satin Brass	White Black	72C 1XTS SB-W 72C 1XTS SB-B	72C 2XTS SB-W 72C 2XTS SB-B	72C 3XTS SB-W 72C 3XTS SB-B	72C 4XTS SB-W 72C 4XTS SB-B
Antique Brass 	Antique Brass	Black	79C 1XTS AB-B	79C 2XTS AB-B	79C 3XTS AB-B	79C 4XTS AB-B
Satin Stainless Effect 	Satin Stainless Satin Stainless	White Black	74C 1XTS SS-W 74C 1XTS SS-B	74C 2XTS SS-W 74C 2XTS SS-B	74C 3XTS SS-W 74C 3XTS SS-B	74C 4XTS SS-W 74C 4XTS SS-B
Satin Nickel 	Satin Stainless Satin Stainless	White Black	75C 1XTS SS-W 75C 1XTS SS-B	75C 2XTS SS-W 75C 2XTS SS-B	75C 3XTS SS-W 75C 3XTS SS-B	75C 4XTS SS-W 75C 4XTS SS-B
Black Nickel 	Black Nickel	Black	78C 1XTS BK-B	78C 2XTS BK-B	78C 3XTS BK-B	78C 4XTS BK-B



77C 1GP



72C 2GP



71C 4GP

Concealed Fixing GRID-IT Grid Fix Plates complete with Fixing Grid

Minimum Wall Box Depth dependant on GRID-IT insert fitted.

				
	1 gang Aperture Grid Fix Nom. Plate Size: 86 x 86 mm Technical Insert Reference: 1GP Product Code	2 gang Aperture Grid Fix Nom. Plate Size: 86 x 86 mm Technical Insert Reference: 2GP Product Code	3 gang Aperture Grid Fix Nom. Plate Size: 145 x 86 mm Technical Insert Reference: 3GP Product Code	4 gang Aperture Grid Fix Nom. Plate Size: 145 x 86 mm Technical Insert Reference: 4GP Product Code
Plate Finish				
Bright Chrome 	77C 1GP	77C 2GP	77C 3GP	77C 4GP
Polished Brass 	71C 1GP	71C 2GP	71C 3GP	71C 4GP
Satin Brass 	72C 1GP	72C 2GP	72C 3GP	72C 4GP
Antique Brass 	79C 1GP	79C 2GP	79C 3GP	79C 4GP
Satin Stainless Effect 	74C 1GP	74C 2GP	74C 3GP	74C 4GP
Satin Nickel 	75C 1GP	75C 2GP	75C 3GP	75C 4GP
Black Nickel 	78C 1GP	78C 2GP	78C 3GP	78C 4GP

Spare Grids complete with Gasket



1 gang Grid with Gasket
Nominal Size: 86 x 86 mm
Product Code

7C1G



2 gang Grid with Gasket
Nominal Size: 86 x 86 mm
Product Code

7C2G




3 gang Grid with Gasket
Nominal Size: 145 x 86 mm
Product Code

7C3G



4 gang Grid with Gasket
Nominal Size: 145 x 86 mm
Product Code

7C4G



77C EURO1








71C EURO4

77C BPS



Concealed Fixing EuroFix Plates

Minimum Wall Box Depth is dependent on the EuroFix insert fitted.



Plate Finish	1 Module EuroFix Plate Nom. Plate Size: 86 x 86 mm Aperture: 25 x 50 mm Technical Insert Reference: EURO1 Product Code	2 Module EuroFix Plate Nom. Plate Size: 86 x 86 mm Aperture: 50 x 50 mm Technical Insert Reference: EURO2 Product Code	3 Module EuroFix Plate Nom. Plate Size: 145 x 86 mm Aperture: 75 x 50 mm Technical Insert Reference: EURO3 Product Code	4 Module EuroFix Plate Nom. Plate Size: 145 x 86 mm Aperture: 100 x 50 mm Technical Insert Reference: EURO4 Product Code
Bright Chrome 	77C EURO1	77C EURO2	77C EURO3	77C EURO4
Polished Brass 	71C EURO1	71C EURO2	71C EURO3	71C EURO4
Satin Brass 	72C EURO1	72C EURO2	72C EURO3	72C EURO4
Antique Brass 	79C EURO1	79C EURO2	79C EURO3	79C EURO4
Satin Stainless Effect 	74C EURO1	74C EURO2	74C EURO3	74C EURO4
Satin Nickel 	75C EURO1	75C EURO2	75C EURO3	75C EURO4
Black Nickel 	78C EURO1	78C EURO2	78C EURO3	78C EURO4

Concealed Fixing Blank Plates

Plate Finish	Single Blank Plate Nom. Plate Size: 86 x 86 mm Technical Insert Reference: BPS	Double Blank Plate Nom. Plate Size: 145 x 86 mm Technical Insert Reference: BPD
Bright Chrome 	77C BPS	77C BPD
Polished Brass 	71C BPS	71C BPD
Satin Brass 	72C BPS	72C BPD
Antique Brass 	79C BPS	79C BPD
Satin Stainless Effect 	74C BPS	74C BPD
Satin Nickel 	75C BPS	75C BPD
Black Nickel 	78C BPS	78C BPD

MORE WINNERS
from Hamilton

Hartland CFX[®]

Concealed Fixing Accessories on Stylish Super Slim Plates



Other products available from the Hamilton Group

- Linea-CFX Concealed Fixing Collection
- Grid-It Grid Fix Accessories
- Sheer CFX Concealed Fixing
- Hartland Range (Box Fix)
- Sheer Range (Box Fix)
- Cheriton Range (Box Fix)
- Woods & Bloomsbury Range
- Digital Mercury Lighting Controls
- Data and Media Range (Data & Communication Outlets)
- IP Weatherproof Switches and Sockets
- Sheer Floor Sockets
- Hotel Card Switch
- Luxury Door Handles

All products listed conform to current British or European standards and the product information is correct at the time of going to press.

It is the policy of the company to improve products as part of our development programme. Therefore, we reserve the right to alter designs and dimensions without prior notice.

Illustrations and diagrams are reproduced within the limitations of reproduction and printing process and are not binding.

Due to manufacturing processes we cannot guarantee an exact colour match and shadings of certain finishes.

Hamilton[®]
Litestat group



BS EN ISO 9001:2000
CERT NO. FM11238

For further information please contact:
R. Hamilton & Co. Ltd., Quarry Industrial Estate, Mere, Wiltshire BA12 6LA, UK
Telephone: +44 (0)1747 860088 Facsimile: +44 (0)1747 861032
email: info@hamilton-litestat.com www.hamilton-litestat.com



Patents: Hartland CFX R21 Design: 3023446, Hartland CFX SS2 Design: 3023445

E & OE HARTLANDCFX 09/09