

# Hamilton® EuroFix Plates and Modules



Hamilton® – *making connections beautifully*

# Hamilton® EuroFix Modules

A comprehensive range of modular Data and Media units

EuroFix Modules are designed to fit most Hamilton Plate Ranges – for full information please refer to the relevant sections of this catalogue.

- EuroFix White Polycarbonate Plates
- USB Charger/Power Socket Module
- AV/Audio/HDMI Outlet Modules
- Data Outlet Modules
- Television/Satellite Outlet Modules
- Digital Television/Satellite Outlet Modules
- Hotel Card Switch with LED Modules



84C EURO4 + MOD-DTRID W + MOD-TV W + MOD-TCS W



77C EURO1 + MOD-DTVF B



LRX EURO2 BC-N + MOD-C11 BC-B



8P EURO1 + MOD-J12 W



LD EURO1 BC-SS + MOD-BAN2 W




79C EURO2 + MOD-TVFM B

Hamilton® *fashion, finish, function and flexibility*

# Hamilton® EuroFix Modules

## EuroFix White Polycarbonate Plates Complete with Screw Cover Caps.

Minimum Wall Box Depth is dependent on the EuroFix insert fitted.



MOD-P2M W

MOD-P4M W

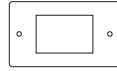


### 2 Module EuroFix Plate

Nominal Plate Size: 86 x 86 mm  
Aperture: 50 x 50 mm  
(Designed to hold one 50 x 50 mm module, or one 25 x 50 mm module with two 12.5 mm Blanking Plates, or two 25 x 50 mm modules)

#### Product Code

MOD-P2M W



### 4 Module EuroFix Plate

Nominal Plate Size: 146 x 86 mm  
Aperture: 100 x 50 mm  
(Designed to hold one 50 x 50 mm module and two 25 x 50 mm modules, or two 50 x 50 mm modules, or four 25 x 50 mm modules)

#### Product Code

MOD-P4M W

#### Plate Finish

White Polycarbonate



MOD-P2M W + MOD-J45-C5 W + MOD-J12 W



MOD-P4M W + MOD-DTRID W + MOD-SAT W + MOD-TV W

## Polycarbonate Blanking Plates



MOD-HALFBLANK W



MOD-HALFBLANK B



MOD-1BLANK W



MOD-1BLANK B

Plate Finish	Half Blanking Plate Nominal Size: 12.5 x 50 mm Product Code	One Blanking Plate Nominal Size: 25 x 50 mm Product Code
White Polycarbonate	MOD-HALFBLANK W	MOD-1BLANK W
Black Polycarbonate	MOD-HALFBLANK B	MOD-1BLANK B

84C EURO4 + MOD-DTRID W + MOD-TV W + MOD-TCS W

## USB Charger/Power Socket



WPUSB13

- Dual purpose - incorporates a Type A USB Socket and a Standard 13A Unswitched Socket
- Type A USB Socket for charging/powering most mobile devices such as : Mobile Phones, iPods, iPhones, MP3 players, Hand Held Game Consoles, PDAs and Digital Cameras.
- LED indicates when charging is in progress and when complete
- Safety Shutter on USB socket - power is OFF until a USB device is connected
- Fits Standard 35mm deep UK Wall Box
- Patents Pending



### USB Charger/Power Socket

Nominal Plate Size: 86 x 86 mm  
Wall Box Depth: 35 mm  
British Standard: BS 5733

#### Product Code

WPUSB13

#### Plate Finish

White Polycarbonate

### Technical Information

Mains Wall Socket: 13A 200–240VAC  
Input: AC 200–240V 50–60Hz  
USB Output: 5VDC 1A (Max) 3W  
Operating Temperature: -15°C to 45°C  
Relative Humidity: =<95%  
Air Pressure: 86KPa 105KPa

## Leading edge technology...

Using one of the most advanced IC control systems in the world, the USB socket provides truly multi-level protection by detecting and protecting against short-circuiting, overloading and overheating. Manufactured from high quality polycarbonate material - all components have CE approval. This product is suitable for indoor use only and must be installed by a qualified electrician.

## Safety built-in...

There is a safety shutter on the USB socket. The power to the USB socket is only ON when a USB plug is inserted. Otherwise the power disconnected. When a USB device is plugged in a Green LED will illuminate to indicate that it is connected. The LED will change to Red while charging is in progress and start flashing when charging is almost complete. The LED will change back to Green when the charging process is completed.

## Installation could not be simpler...

Just install in a convenient position where there is access to mains power. Measuring 86 x 86 mm it is the same size as a standard wall socket, so the installation process is just same as installing a standard single socket. To charge a USB-powered device, plug the USB cable into the wall socket and then to the device to be charged.

# Hamilton® EuroFix Modules

## AV/Audio/HDMI Outlet Modules













	<b>Latching Audio Connector 3 Pin XLR Socket</b> Module Size: 25 x 50 mm Wall Box Depth: 35 mm <b>Product Code:</b>	<b>3.5 mm Stereo Socket (MP3) Screened</b> Module Size: 25 x 50 mm Wall Box Depth: 35 mm <b>Product Code:</b>	<b>D-Range PC Socket 9 Pin</b> Module Size: 25 x 50 mm Wall Box Depth: 35 mm <b>Product Code:</b>	<b>D-Range SVGA Socket 15 Pin</b> Module Size: 25 x 50 mm Wall Box Depth: 35 mm <b>Product Code:</b>	<b>D-Range PC Socket 25 Pin</b> Module Size: 25 x 50 mm Wall Box Depth: 35 mm <b>Product Code:</b>	<b>1 way Gold Phono/Audio Socket</b> Module Size: 25 x 50 mm Wall Box Depth: 35 mm <b>Product Code:</b>	<b>2 way Gold Phono/Audio Socket</b> Module Size: 25 x 50 mm Wall Box Depth: 35 mm <b>Product Code:</b>	<b>3 way Gold Composite Video/Audio Socket</b> Module Size: 25 x 50 mm Wall Box Depth: 35 mm <b>Product Code:</b>	<b>2 way Gold Binding Post Socket</b> Module Size: 25 x 50 mm Wall Box Depth: 35 mm <b>Product Code:</b>
<b>White Modules</b>	MOD-XLR W 	MOD-MP3 W 	MOD-DIN9 W 	MOD-SVGA W 	MOD-DIN25 W 	MOD-RCA1 W 	MOD-RCA2 W 	MOD-RCA3 W 	MOD-BAN2 W 
<b>Black Modules</b>	MOD-XLR B 	MOD-MP3 B 	MOD-DIN9 B 	MOD-SVGA B 	MOD-DIN25 B 	MOD-RCA1 B 	MOD-RCA2 B 	MOD-RCA3 B 	MOD-BAN2 B 
	<b>Technical Information</b> Current Rating: 15A at 120VAC Contact Resistance: 5mW Max.		<b>Technical Information</b> Current Rating: 7.5A per contact Voltage Rating 300V rms Contact Resistance: 3mW Insulation Resistance: >106mW			<b>Technical Information</b> Colour Coded: Black Colour Coded: Red-Black Colour Coded: Red-White-Yellow Current Rating: Mating Connector Dependant Contact Resistance: Mating Connector Dependant Insulation Resistance: >1GW Dielectric Strength: 500V DC Life Cycle: 5000 Solder Compatibility: IEC 68-2-20 Operating Temperature: -25°C to +70°C			<b>Technical Information</b> Colour Coded: Red-Black Ring Top Socket: 4 mm Suitable for "Banana" Plugs

	<b>HDMI Chassis Mounted Socket Type A</b> Module Size: 25 x 50 mm Wall Box Depth: 35 mm <b>Product Code:</b>	<b>USB2 Panel Mounted Socket Type A</b> Module Size: 25 x 50 mm Wall Box Depth: 35 mm <b>Product Code:</b>	<b>USB2 Panel Mounted Socket Type A</b> Module Size: 25 x 50 mm Wall Box Depth: 35 mm <b>Product Code:</b>
<b>White Modules</b>	MOD-HDMI W 	MOD-USBAFM W 	MOD-USBAFF W 
<b>Black Modules</b>	MOD-HDMI B 	MOD-USBAFM B 	MOD-USBAFF B 
	<b>Technical Information</b> Cable Length: 155 mm Cable Connection: Female Mounted-Female-Free	<b>Technical Information</b> Cable Length: 500 mm Cable Connection: Female Mounted-Male Free	<b>Technical Information</b> Cable Length: 155 mm Cable Connection: Female Mounted-Female Free











# Hamilton® EuroFix Modules

## Data Outlet Modules

## Telephone Outlet Modules











	1 gang RJ45 CAT 5E Unshielded Module Size: 25 x 50 mm Wall Box Depth: 35 mm Product Code:	1 gang RJ45 CAT 6E Unshielded Module Size: 25 x 50 mm Wall Box Depth: 35 mm Product Code:	1 gang RJ45 CAT 6E Shielded Module Size: 25 x 50 mm Wall Box Depth: 35 mm Product Code:	1 gang RJ12 Unshielded Module Size: 25 x 50 mm Wall Box Depth: 35 mm Product Code:		1 gang Telephone Master Module Size: 25 x 50 mm Wall Box Depth: 25 mm Product Code:	1 gang Telephone Slave Module Size: 25 x 50 mm Wall Box Depth: 25 mm Product Code:
<b>White Modules</b>	MOD-J45-C5 W 	MOD-J45-C6 W 	MOD-J45-C6S W 	MOD-J12 W 	<b>White Modules</b>	MOD-TCM W 	MOD-TCS W 
<b>Black Modules</b>	MOD-J45-C5 B 	MOD-J45-C6 B 	MOD-J45-C6S B 	MOD-J12 B 	<b>Black Modules</b>	MOD-TCM B 	MOD-TCS B 
	<b>Technical Information</b> Enhanced CAT 5E performance (Unshielded) Can be used in both EIA 568A and EIA 568B wiring schedules.	<b>Technical Information</b> Enhanced CAT 6E performance (Unshielded) Can be used in both EIA 568A and EIA 568B wiring schedules.	<b>Technical Information</b> Enhanced CAT 6E performance (Shielded) Can be used in both EIA 568A and EIA 568B wiring schedules.	<b>Technical Information</b> Can be used as either an RJ11 (4 wires) or RJ12 (6 wires).		<b>Technical Information</b> Used as the first socket outlet on the installation.	<b>Technical Information</b> Used as the extension socket outlets of the installation.

## Television/Satellite Outlet Modules

	1 gang TV Non Isolated Module Size: 25 x 50 mm Wall Box Depth: 35 mm Product Code:	1 gang TV Isolated Module Size: 25 x 50 mm Wall Box Depth: 35 mm Product Code:	1 gang TV Isolated + 1 gang FM Isolated Module Size: 50 x 50 mm Wall Box Depth: 35 mm Product Code:	1 gang Satellite Non Isolated Module Size: 25 x 50 mm Wall Box Depth: 35 mm Product Code:	1 gang Satellite Isolated Module Size: 25 x 50 mm Wall Box Depth: 35 mm Product Code:
<b>White Modules</b>	MOD-TV W 	MOD-TVI W 	MOD-TVFM W 	MOD-SATN W 	MOD-SATI W 
<b>Black Modules</b>	MOD-TV B 	MOD-TVI B 	MOD-TVFM B 	MOD-SATN B 	MOD-SATI B 
	<b>Technical Information</b> Non Isolated Co-Ax outlet (IEC 169 Female Socket).	<b>Technical Information</b> Isolated Co-Ax outlet (IEC 169 Female Socket).	<b>Technical Information</b> Isolated diplexer Co-Ax outlets for use with combined TV and FM signal.	<b>Technical Information</b> Non Isolated F-Type outlet for Satellite or Cable TV installations.	<b>Technical Information</b> Isolated F-Type outlet for Satellite or Cable TV installations where a DC signal back to the LNB unit is NOT required.

# Hamilton® EuroFix Modules

Digital Television/Satellite Outlet Modules Fully Screened Non Isolated - DAB Compatible

	<p>1 gang Non Isolated TV + 1 gang Non Isolated FM + 1 gang Non Isolated Satellite 1 + Non Isolated Satellite 2</p> <p>Module Size: 50 x 50 mm</p> <p>Wall Box Depth: 35 mm</p> <p><b>Product Code:</b></p>	<p>1 gang Non Isolated TV + 1 gang Non Isolated FM + 1 gang Non Isolated Satellite</p> <p>Module Size: 50 x 50 mm</p> <p>Wall Box Depth: 35 mm</p> <p><b>Product Code:</b></p>	<p>1 gang Non Isolated TV (Female)</p> <p>Module Size: 25 x 50 mm</p> <p>Wall Box Depth: 35 mm</p> <p><b>Product Code:</b></p>	<p>1 gang Non Isolated TV (Male)</p> <p>Module Size: 25 x 50 mm</p> <p>Wall Box Depth: 35 mm</p> <p><b>Product Code:</b></p>	<p>1 gang Non Isolated Satellite</p> <p>Module Size: 25 x 50 mm</p> <p>Wall Box Depth: 35 mm</p> <p><b>Product Code:</b></p>
<b>White Modules</b>	<p>MOD-DENT W</p> 	<p>MOD-DTRID W</p> 	<p>MOD-DTVF W</p> 	<p>MOD-DTVM W</p> 	<p>MOD-DSAT W</p> 
<b>Black Modules</b>	<p>MOD-DENT B</p> 	<p>MOD-DTRID B</p> 	<p>MOD-DTVF B</p> 	<p>MOD-DTVM B</p> 	<p>MOD-DSAT B</p> 
For use with Digital Broadcasting/ TV Systems and Interactive TV Services.	<p><b>Technical Information</b> Quadplexer for use with combined TV, FM and Satellite Signals. (DAB Compatible).</p> <p><b>Frequency</b> TV = 5-68 MHz, 125-860 MHz. FM = 88-108 MHz. SAT DC = 950-2200 MHz.</p>	<p><b>Technical Information</b> Triplexer for use with combined TV, FM and Satellite Signals. (DAB Compatible).</p> <p><b>Frequency</b> TV = 5-68 MHz, 125-860 MHz. FM = 88-108 MHz. SAT DC = 950-2200 MHz.</p>	<p><b>Technical Information</b> TV outlet (IEC 169 Female Socket).</p> <p><b>Frequency</b> TV DC = 5-2200 MHz.</p>	<p><b>Technical Information</b> TV outlet (IEC 169 Male Socket). Usually used for FM (DAB) outlet or as a return socket to a distribution system.</p> <p><b>Frequency</b> FM DC = 5-2200 MHz.</p>	<p><b>Technical Information</b> "F" Type Satellite Outlet.</p> <p><b>Frequency</b> SAT DC = 5-2200 MHz.</p>

EuroFix Modules are designed to fit most Hamilton Plate Ranges – for full information please refer to the relevant sections of this catalogue.

## Hartland Box Fix and Hartland CFX Concealed Fixing

## Sheer Box Fix and Sheer CFX Concealed Fixing



79C EURO2 + MOD-TVFM B



77C EURO1 + MOD-DTVF B



8P EURO1 + MOD-J12 W



84C EURO4 + MOD-DTRID W + MOD-TV W + MOD-TCS W

## Cheriton Victorian and Cheriton Georgian

## The Linea CFX Concealed Fixing Collection Ranges



92 EURO4 + MOD-TVF B + MOD-J12 B



90 EURO2 + MOD-TV W + MOD-J12 W



LRX EURO2 BC-N + MOD-C11 BC-B



LD EURO1 BC-SS + MOD-BAN2 W

# Hamilton® EuroFix Modules

## Hotel Card Switch with LED

Adjustable Time Delay 10 seconds - 5 minutes. Suitable for 44 mm and 54 mm width Hotel Key Cards.



MOD-CKNX BC-B



**1 gang  
On/Off 10A  
(6AX) with  
Blue LED  
Locator**

Module Size:  
50 x 50 mm  
Min. Wall Box  
Depth: 35 mm  
Technical Insert  
Reference: C11  
**Product Code**









**1gang  
On/Off 12-24V  
AC/DC +/-10%  
with Blue  
LED Locator  
(Suitable for KNX  
BUS System)**

Module Size:  
50 x 50 mm  
Min. Wall Box  
Depth 35 mm  
Technical Insert  
Reference: **CKNX**  
**Product Code**

	<b>Insert Finish</b>	<b>Insert Surround Colour</b>		
	<b>Bright Chrome</b> <b>Bright Chrome</b>	<b>White</b> <b>Black</b>	MOD-C11 BC-W MOD-C11 BC-B	MOD-CKNX BC-W MOD-CKNX BC-B
	<b>Satin Chrome</b> <b>Satin Chrome</b>	<b>White</b> <b>Black</b>	MOD-C11 SC-W MOD-C11 SC-B	MOD-CKNX SC-W MOD-CKNX SC-B
	<b>Polished Brass</b> <b>Polished Brass</b>	<b>White</b> <b>Black</b>	MOD-C11 PB-W MOD-C11 PB-B	MOD-CKNX PB-W MOD-CKNX PB-B
	<b>Satin Brass</b> <b>Satin Brass</b>	<b>White</b> <b>Black</b>	MOD-C11 SB-W MOD-C11 SB-B	MOD-CKNX SB-W MOD-CKNX SB-B
	<b>Antique Brass</b>	<b>Black</b>	MOD-C11 AB-B	MOD-CKNX AB-B
	<b>Satin Stainless</b> <b>Satin Stainless</b>	<b>White</b> <b>Black</b>	MOD-C11 SS-W MOD-C11 SS-B	MOD-CKNX SS-W MOD-CKNX SS-B
	<b>Black Nickel</b>	<b>Black</b>	MOD-C11 BK-B	MOD-CKNX BK-B
	<b>Pearl Oyster</b>	<b>White</b>	MOD-C11 PO-W	MOD-CKNX PO-W



## Victorian EuroFix Plates

Minimum Wall Box Depth is dependent on the EuroFix insert fitted.

Plate Finish	95 EURO2		95 EURO2		95 EURO3		95 EURO4	
	1 Module EuroFix Plate Nom. Plate Size: 88 x 88 mm Aperture: 25 x 50 mm Technical Insert Reference; <b>EURO1</b> Product Code	2 Module EuroFix Plate Nom. Plate Size: 88 x 88 mm Aperture: 50 x 50 mm Technical Insert Reference; <b>EURO2</b> Product Code	3 Module EuroFix Plate Nom. Plate Size: 146 x 86 mm Aperture: 75 x 50 mm Technical Insert Reference; <b>EURO3</b> Product Code	4 Module EuroFix Plate Nom. Plate Size: 146 x 86 mm Aperture: 100 x 50 mm Technical Insert Reference; <b>EURO4</b> Product Code				
<b>Bright Chrome</b> 	95 EURO1	95 EURO2	95 EURO3	95 EURO4				
<b>Satin Chrome</b> 	96 EURO1	96 EURO2	96 EURO3	96 EURO4				
<b>Polished Brass</b> 	92 EURO1	92 EURO2	92 EURO3	92 EURO4				
<b>Satin Brass</b> 	94 EURO1	94 EURO2	94 EURO3	94 EURO4				
<b>Antique Brass</b> 	93 EURO1	93 EURO2	93 EURO3	93 EURO4				
<b>Black Nickel</b> 	98 EURO1	98 EURO2	98 EURO3	98 EURO4				

## Georgian EuroFix Plates

Minimum Wall Box Depth is dependent on the EuroFix insert fitted.

Plate Finish	90 EURO1		90 EURO2		90 EURO3		90 EURO4	
	1 Module EuroFix Plate Nom. Plate Size: 88 x 88 mm Aperture: 25 x 50 mm Technical Insert Reference; <b>EURO1</b> Product Code	2 Module EuroFix Plate Nom. Plate Size: 88 x 88 mm Aperture: 50 x 50 mm Technical Insert Reference; <b>EURO2</b> Product Code	3 Module EuroFix Plate Nom. Plate Size: 146 x 86 mm Aperture: 75 x 50 mm Technical Insert Reference; <b>EURO3</b> Product Code	4 Module EuroFix Plate Nom. Plate Size: 146 x 86 mm Aperture: 100 x 50 mm Technical Insert Reference; <b>EURO4</b> Product Code				
<b>Polished Brass</b> 	90 EURO1	90 EURO2	90 EURO3	90 EURO4				
<b>Antique Brass</b> 	91 EURO1	91 EURO2	91 EURO3	91 EURO4				

## EuroFix Plates

Minimum Wall Box Depth is dependent on the EuroFix insert fitted.



**1 Module EuroFix Plate**  
Nominal Plate Size: 88 x 88 mm  
Aperture: 25 x 50 mm  
Technical Insert Reference: **EURO1**  
**Product Code**



**2 Module EuroFix Plate**  
Nominal Plate Size: 88 x 88 mm  
Aperture: 50 x 50 mm  
Technical Insert Reference: **EURO2**  
**Product Code**



**3 Module EuroFix Plate**  
Nominal Plate Size: 144 x 85 mm  
Aperture: 75 x 50 mm  
Technical Insert Reference: **EURO3**  
**Product Code**



**4 Module EuroFix Plate**  
Nominal Plate Size: 144 x 85 mm  
Aperture: 100 x 50 mm  
Technical Insert Reference: **EURO4**  
**Product Code**

### Plate Finish

#### Bright Chrome



77 EURO1

77 EURO2

77 EURO3

77 EURO4

#### Satin Chrome



76 EURO1

76 EURO2

76 EURO3

76 EURO4

#### Polished Brass



71 EURO1

71 EURO2

71 EURO3

71 EURO4

#### Satin Brass



72 EURO1

72 EURO2

72 EURO3

72 EURO4

#### Antique Brass



79 EURO1

79 EURO2

79 EURO3

79 EURO4

#### Bright Stainless



73 EURO1

73 EURO2

73 EURO3

73 EURO4

#### Satin Stainless



74 EURO1

74 EURO2

74 EURO3

74 EURO4

#### Black Nickel



78 EURO1

78 EURO2

78 EURO3

78 EURO4

#### Pearl Oyster




7P EURO1

7P EURO2

7P EURO3

7P EURO4



77C EURO1







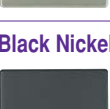
71C EURO4

77C BPS

## Concealed Fixing EuroFix Plates

Minimum Wall Box Depth is dependent on the EuroFix insert fitted.



Plate Finish	1 Module EuroFix Plate Nom. Plate Size: 86 x 86 mm Aperture: 25 x 50 mm Technical Insert Reference: <b>EURO1</b> Product Code	2 Module EuroFix Plate Nom. Plate Size: 86 x 86 mm Aperture: 50 x 50 mm Technical Insert Reference: <b>EURO2</b> Product Code	3 Module Eurofix Plate Nom. Plate Size: 145 x 86 mm Aperture: 75 x 50 mm Technical Insert Reference: <b>EURO3</b> Product Code	4 Module EuroFix Plate Nom. Plate Size: 145 x 86 mm Aperture: 100 x 50 mm Technical Insert Reference: <b>EURO4</b> Product Code
<b>Bright Chrome</b> 	77C EURO1	77C EURO2	77C EURO3	77C EURO4
<b>Polished Brass</b> 	71C EURO1	71C EURO2	71C EURO3	71C EURO4
<b>Satin Brass</b> 	72C EURO1	72C EURO2	72C EURO3	72C EURO4
<b>Antique Brass</b> 	79C EURO1	79C EURO2	79C EURO3	79C EURO4
<b>Satin Stainless Effect</b> 	74C EURO1	74C EURO2	74C EURO3	74C EURO4
<b>Satin Nickel</b> 	75C EURO1	75C EURO2	75C EURO3	75C EURO4
<b>Black Nickel</b> 	78C EURO1	78C EURO2	78C EURO3	78C EURO4

## Concealed Fixing Blank Plates

Plate Finish	Single Blank Plate Nom. Plate Size: 86 x 86 mm Technical Insert Reference: <b>BPS</b>	Double Blank Plate Nom. Plate Size: 145 x 86 mm Technical Insert Reference: <b>BPD</b>
<b>Bright Chrome</b> 	77C BPS	77C BPD
<b>Polished Brass</b> 	71C BPS	71C BPD
<b>Satin Brass</b> 	72C BPS	72C BPD
<b>Antique Brass</b> 	79C BPS	79C BPD
<b>Satin Stainless Effect</b> 	74C BPS	74C BPD
<b>Satin Nickel</b> 	75C BPS	75C BPD
<b>Black Nickel</b> 	78C BPS	78C BPD

## Concealed Fixing Colour Blank Plates

## Concealed Fixing Colour EuroFix Plates

Minimum Wall Box Depth is dependent on the EuroFix insert fitted.

7RC BPS

7WC EURO1










Plate Colour	Single Blanking Plate Nom. Plate Size: 86 x 86 mm Technical Insert Reference: <b>BPS</b> Product Code	Double Blanking Plate Nom. Plate Size: 145 x 86 mm Technical Insert Reference: <b>BPD</b> Product Code
White Plastic 	7WC BPS	7WC BPD
Black Plastic 	7BC BPS	7BC BPD
Red Plastic 	7RC BPS	7RC BPD

Plate Colour	2 Module EuroFix Plate Nom. Plate Size: 86 x 86 mm Aperture: 50 x 50 mm Technical Insert Reference: <b>EURO2</b> Product Code	4 Module EuroFix Plate Nom. Plate Size: 145 x 86 mm Aperture: 100 x 50 mm Technical Insert Reference: <b>EURO4</b> Product Code
White Plastic 	7WC EURO2	7WC EURO4
Black Plastic 	7BC EURO2	7BC EURO4
Red Plastic 	7RC EURO2	7RC EURO4

## Concealed Fixing GRID-IT Grid Fix Plates complete with Fixing Grid

Minimum Wall Box Depth is dependent on the GRID-IT insert fitted.

Plate Colour	7BC 1GP	1 gang Aperture Grid Fix Nom. Plate Size: 86 x 86 mm Technical Insert Reference: <b>1GP</b> Product Code	2 gang Aperture Grid Fix Nom. Plate Size: 86 x 86 mm Technical Insert Reference: <b>2GP</b> Product Code	3 gang Aperture Grid Fix Nom. Plate Size: 145 x 86 mm Technical Insert Reference: <b>3GP</b> Product Code	4 gang Aperture Grid Fix Nom. Plate Size: 145 x 86 mm Technical Insert Reference: <b>4GP</b> Product Code
White Plastic 		7WC 1GP	7WC 2GP	7WC 3GP	7WC 4GP
Black Plastic 		7BC 1GP	7BC 2GP	7BC 3GP	7BC 4GP
Red Plastic 		7RC 1GP	7RC 2GP	7RC 3GP	7RC 4GP



LD EURO2 BC-SS

LD EURO4 BC-N

## Concealed Fixing EuroFix Plates

Minimum Wall Box Depth is dependent on the EuroFix insert fitted.



		1 Module EuroFix Plate	2 Module EuroFix Plate	3 Module EuroFix Plate	4 Module EuroFix Plate
		Plate Size: 91 x 91 mm Aperture: 25 x 50 mm Technical Insert Reference: <b>EURO1</b>	Plate Size: 91 x 91 mm Aperture: 50 x 50 mm Technical Insert Reference: <b>EURO2</b>	Plate Size: 150 x 91 mm Aperture: 75 x 50 mm Technical Insert Reference: <b>EURO3</b>	Plate Size: 150 x 91 mm Aperture: 100 x 50 mm Technical Insert Reference: <b>EURO4</b>
Frame Finish	Plate Finish	Product Code	Product Code	Product Code	Product Code
	<b>Bright Steel</b> <b>Satin Steel</b> <b>Polished Brass</b> <b>Black Nickel</b> <b>Piano Black</b>	LD EURO1 BC-BS LD EURO1 BC-SS LD EURO1 BC-PB LD EURO1 BC-BK LD EURO1 BC-N	LD EURO2 BC-BS LD EURO2 BC-SS LD EURO2 BC-PB LD EURO2 BC-BK LD EURO2 BC-N	LD EURO3 BC-BS LD EURO3 BC-SS LD EURO3 BC-PB LD EURO3 BC-BK LD EURO3 BC-N	LD EURO4 BC-BS LD EURO4 BC-SS LD EURO4 BC-PB LD EURO4 BC-BK LD EURO4 BC-N
	<b>Polished Brass</b> <b>Satin Brass</b> <b>Antique Brass</b> <b>Bright Steel</b> <b>Satin Steel</b>	LD EURO1 PB-PB LD EURO1 PB-SB LD EURO1 PB-AB LD EURO1 PB-BS LD EURO1 PB-SS	LD EURO2 PB-PB LD EURO2 PB-SB LD EURO2 PB-AB LD EURO2 PB-BS LD EURO2 PB-SS	LD EURO3 PB-PB LD EURO3 PB-SB LD EURO3 PB-AB LD EURO3 PB-BS LD EURO3 PB-SS	LD EURO4 PB-PB LD EURO4 PB-SB LD EURO4 PB-AB LD EURO4 PB-BS LD EURO4 PB-SS
	<b>Satin Brass</b>	LD EURO1 SB-SB LD EURO1 SB-SS	LD EURO2 SB-SB LD EURO2 SB-SS	LD EURO3 SB-SB LD EURO3 SB-SS	LD EURO4 SB-SB LD EURO4 SB-SS
	<b>Antique Brass</b>	LD EURO1 AB-AB LD EURO1 AB-SB	LD EURO2 AB-AB LD EURO2 AB-SB	LD EURO3 AB-AB LD EURO3 AB-SB	LD EURO4 AB-AB LD EURO4 AB-SB
	<b>Satin Nickel</b>	LD EURO1 SN-BS LD EURO1 SN-SS	LD EURO2 SN-BS LD EURO2 SN-SS	LD EURO3 SN-BS LD EURO3 SN-SS	LD EURO4 SN-BS LD EURO4 SN-SS
	<b>Black Nickel</b> <b>Bright Steel</b> <b>Polished Brass</b>	LD EURO1 BK-BK LD EURO1 BK-BS LD EURO1 BK-PB	LD EURO2 BK-BK LD EURO2 BK-BS LD EURO2 BK-PB	LD EURO3 BK-BK LD EURO3 BK-BS LD EURO3 BK-PB	LD EURO4 BK-BK LD EURO4 BK-BS LD EURO4 BK-PB







## Concealed Fixing Touch Slave Controllers

Note: To only be used with Touch Master Dimmers.

Note: When using mains Voltage Halogen Lamps - Dimmers should be de-rated by 25%.







Note: When using wire wound Inductive Load Transformers - Maximum Rating is 210VA

Tungsten Filament GU10 Lamps must be Branded and with a Fused Base.

LGX 1XTS AB-AB B						
Frame and Insert Finish	Plate Finish	Insert Surround Colour	1 gang Multi-Way 250W/VA (250W/VA Max. 25W/VA Min.) Nominal Plate Size: 95 x 95 mm Minimum Wall Box Depth: 35 mm Technical Insert Reference: <b>1XTS</b> Product Code	2 gang Multi-Way 250W/VA (250W/VA Max. 25W/VA Min.) Nominal Plate Size: 95 x 95 mm Minimum Wall Box Depth: 35 mm Technical Insert Reference: <b>2XTS</b> Product Code	3 gang Multi-Way 250W/VA (250W/VA Max. 25W/VA Min.) Nominal Plate Size: 154 x 95 mm Minimum Wall Box Depth: 35 mm Technical Insert Reference: <b>3XTS</b> Product Code	4 gang Multi-Way 250W/VA (250W/VA Max. 25W/VA Min.) Nominal Plate Size: 154 x 95 mm Minimum Wall Box Depth: 35 mm Technical Insert Reference: <b>4XTS</b> Product Code
	Polished Brass	White	LGX 1XTS PB-PB W	LGX 2XTS PB-PB W	LGX 3XTS PB-PB W	LGX 4XTS PB-PB W
	Polished Brass	Black	LGX 1XTS PB-PB B	LGX 2XTS PB-PB B	LGX 3XTS PB-PB B	LGX 4XTS PB-PB B
	Satin Brass	White	LGX 1XTS PB-SB W	LGX 2XTS PB-SB W	LGX 3XTS PB-SB W	LGX 4XTS PB-SB W
	Satin Brass	Black	LGX 1XTS PB-SB B	LGX 2XTS PB-SB B	LGX 3XTS PB-SB B	LGX 4XTS PB-SB B
	Antique Brass	White	LGX 1XTS PB-AB W	LGX 2XTS PB-AB W	LGX 3XTS PB-AB W	LGX 4XTS PB-AB W
	Antique Brass	Black	LGX 1XTS PB-AB B	LGX 2XTS PB-AB B	LGX 3XTS PB-AB B	LGX 4XTS PB-AB B
	Antique Brass	Black	LGX 1XTS AB-AB B	LGX 2XTS AB-AB B	LGX 3XTS AB-AB B	LGX 4XTS AB-AB B
	Polished Brass	Black	LGX 1XTS AB-PB B	LGX 2XTS AB-PB B	LGX 3XTS AB-PB B	LGX 4XTS AB-PB B
	Satin Brass	Black	LGX 1XTS AB-SB B	LGX 2XTS AB-SB B	LGX 3XTS AB-SB B	LGX 4XTS AB-SB B
	Satin Brass	Black	LGX 1XTS AB-SB B	LGX 2XTS AB-SB B	LGX 3XTS AB-SB B	LGX 4XTS AB-SB B

## Concealed Fixing EuroFix Plates

Minimum Wall Box Depth dependant on EuroFix insert fitted.

LGX EURO2 PB-SB						
Frame Finish	Plate Finish		1 Module EuroFix Plate Plate Size: 91 x 91 mm Aperture: 25 x 50 mm Technical Insert Reference: <b>EURO1</b> Product Code	2 Module EuroFix Plate Plate Size: 91 x 91 mm Aperture: 50 x 50 mm Technical Insert Reference: <b>EURO2</b> Product Code	3 Module EuroFix Plate Plate Size: 150 x 91 mm Aperture: 75 x 50 mm Technical Insert Reference: <b>EURO3</b> Product Code	4 Module EuroFix Plate Plate Size: 150 x 91 mm Aperture: 100 x 50 mm Technical Insert Reference: <b>EURO4</b> Product Code
	Polished Brass	LGX EURO1 PB-PB	LGX EURO2 PB-PB	LGX EURO3 PB-PB	LGX EURO4 PB-PB	
	Satin Brass	LGX EURO1 PB-SB	LGX EURO2 PB-SB	LGX EURO3 PB-SB	LGX EURO4 PB-SB	
	Antique Brass	LGX EURO1 PB-AB	LGX EURO2 PB-AB	LGX EURO3 PB-AB	LGX EURO4 PB-AB	
	Antique Brass	LGX EURO1 AB-AB	LGX EURO2 AB-AB	LGX EURO3 AB-AB	LGX EURO4 AB-AB	
	Polished Brass	LGX EURO1 AB-PB	LGX EURO2 AB-PB	LGX EURO3 AB-PB	LGX EURO4 AB-PB	
	Satin Brass	LGX EURO1 AB-SB	LGX EURO2 AB-SB	LGX EURO3 AB-SB	LGX EURO4 AB-SB	







## Concealed Fixing Touch Slave Controllers

Note: To only be used with Touch Master Dimmers.

Note: When using mains Voltage Halogen Lamps - Dimmers should be de-rated by 25%.

Note: When using wire wound Inductive Load Transformers - Maximum Rating is 210VA







Tungsten Filament GU10 Lamps must be Branded and with a Fused Base.

LPX 1XTS PB-AB B						
Frame and Insert Finish	Plate Finish	Insert Surround Colour	<b>1 gang Multi-Way 250W/VA (250W/VA Max. 25W/VA Min.)</b> Nominal Plate Size: 91 x 91 mm Minimum Wall Box Depth: 35 mm Technical Insert Reference: <b>1XTS</b> <b>Product Code</b>	<b>2 gang Multi-Way 250W/VA (250W/VA Max. 25W/VA Min.)</b> Nominal Plate Size: 91 x 91 mm Minimum Wall Box Depth: 35 mm Technical Insert Reference: <b>2XTS</b> <b>Product Code</b>	<b>3 gang Multi-Way 250W/VA (250W/VA Max. 25W/VA Min.)</b> Nominal Plate Size: 150 x 91 mm Minimum Wall Box Depth: 35 mm Technical Insert Reference: <b>3XTS</b> <b>Product Code</b>	<b>4 gang Multi-Way 250W/VA (250W/VA Max. 25W/VA Min.)</b> Nominal Plate Size: 150 x 91 mm Minimum Wall Box Depth: 35 mm Technical Insert Reference: <b>4XTS</b> <b>Product Code</b>
<b>Polished Brass</b> 	Polished Brass	White	LPX 1XTS PB-PB W	LPX 2XTS PB-PB W	LPX 3XTS PB-PB W	LPX 4XTS PB-PB W
	Polished Brass	Black	LPX 1XTS PB-PB B	LPX 2XTS PB-PB B	LPX 3XTS PB-PB B	LPX 4XTS PB-PB B
	Satin Brass	White	LPX 1XTS PB-SB W	LPX 2XTS PB-SB W	LPX 3XTS PB-SB W	LPX 4XTS PB-SB W
	Satin Brass	Black	LPX 1XTS PB-SB B	LPX 2XTS PB-SB B	LPX 3XTS PB-SB B	LPX 4XTS PB-SB B
	Antique Brass	White	LPX 1XTS PB-AB W	LPX 2XTS PB-AB W	LPX 3XTS PB-AB W	LPX 4XTS PB-AB W
<b>Antique Brass</b> 	Antique Brass	Black	LPX 1XTS PB-AB B	LPX 2XTS PB-AB B	LPX 3XTS PB-AB B	LPX 4XTS PB-AB B
	Polished Brass	Black	LPX 1XTS AB-PB B	LPX 2XTS AB-PB B	LPX 3XTS AB-PB B	LPX 4XTS AB-PB B
	Satin Brass	Black	LPX 1XTS AB-SB B	LPX 2XTS AB-SB B	LPX 3XTS AB-SB B	LPX 4XTS AB-SB B
	Antique Brass	Black	LPX 1XTS AB-AB B	LPX 2XTS AB-AB B	LPX 3XTS AB-AB B	LPX 4XTS AB-AB B
	Polished Brass	Black	LPX 1XTS AB-PB B	LPX 2XTS AB-PB B	LPX 3XTS AB-PB B	LPX 4XTS AB-PB B

## Concealed Fixing EuroFix Plates

Minimum Wall Box Depth dependant on EuroFix insert fitted.

Please see pages 00 – 00 for Inserts

LPX EURO2 AB-AB						
Frame Finish	Plate Finish		<b>1 Module EuroFix Plate</b> Plate Size: 91 x 91 mm Aperture: 25 x 50 mm Technical Insert Reference: <b>EURO1</b> <b>Product Code</b>	<b>2 Module EuroFix Plate</b> Plate Size: 91 x 91 mm Aperture: 50 x 50 mm Technical Insert Reference: <b>EURO2</b> <b>Product Code</b>	<b>3 Module EuroFix Plate</b> Plate Size: 150 x 91 mm Aperture: 75 x 50 mm Technical Insert Reference: <b>EURO3</b> <b>Product Code</b>	<b>4 Module EuroFix Plate</b> Plate Size: 150 x 91 mm Aperture: 100 x 50 mm Technical Insert Reference: <b>EURO4</b> <b>Product Code</b>
<b>Polished Brass</b> 	Polished Brass		LPX EURO1 PB-PB	LPX EURO2 PB-PB	LPX EURO3 PB-PB	LPX EURO4 PB-PB
	Satin Brass		LPX EURO1 PB-SB	LPX EURO2 PB-SB	LPX EURO3 PB-SB	LPX EURO4 PB-SB
	Antique Brass		LPX EURO1 PB-AB	LPX EURO2 PB-AB	LPX EURO3 PB-AB	LPX EURO4 PB-AB
<b>Antique Brass</b> 	Antique Brass		LPX EURO1 AB-AB	LPX EURO2 AB-AB	LPX EURO3 AB-AB	LPX EURO4 AB-AB
	Polished Brass		LPX EURO1 AB-PB	LPX EURO2 AB-PB	LPX EURO3 AB-PB	LPX EURO4 AB-PB
	Satin Brass		LPX EURO1 AB-SB	LPX EURO2 AB-SB	LPX EURO3 AB-SB	LPX EURO4 AB-SB











LRX EURO2 SB-SS

LRX EURO4 PB-AB

## Concealed Fixing EuroFix Plates

Minimum Wall Box Depth is dependent on the EuroFix insert fitted.



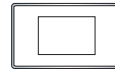
		 <b>1 Module EuroFix Plate</b> Plate Size: 91 x 91 mm Aperture: 25 x 50 mm Technical Insert Reference: <b>EURO1</b> <b>Product Code</b>	 <b>2 Module EuroFix Plate</b> Plate Size: 91 x 91 mm Aperture: 50 x 50 mm Technical Insert Reference: <b>EURO2</b> <b>Product Code</b>	 <b>3 Module EuroFix Plate</b> Plate Size: 150 x 91 mm Aperture: 75 x 50 mm Technical Insert Reference: <b>EURO3</b> <b>Product Code</b>	 <b>4 Module EuroFix Plate</b> Plate Size: 150 x 91 mm Aperture: 100 x 50 mm Technical Insert Reference: <b>EURO4</b> <b>Product Code</b>
Frame Finish	Plate Finish				
<b>Bright Chrome</b> 	<b>Bright Steel</b> <b>Satin Steel</b> <b>Polished Brass</b> <b>Black Nickel</b> <b>Piano Black</b>	LRX EURO1 BC-BS LRX EURO1 BC-SS LRX EURO1 BC-PB LRX EURO1 BC-BK LRX EURO1 BC-N	LRX EURO2 BC-BS LRX EURO2 BC-SS LRX EURO2 BC-PB LRX EURO2 BC-BK LRX EURO2 BC-N	LRX EURO3 BC-BS LRX EURO3 BC-SS LRX EURO3 BC-PB LRX EURO3 BC-BK LRX EURO3 BC-N	LRX EURO4 BC-BS LRX EURO4 BC-SS LRX EURO4 BC-PB LRX EURO4 BC-BK LRX EURO4 BC-N
<b>Polished Brass</b> 	<b>Polished Brass</b> <b>Satin Brass</b> <b>Antique Brass</b> <b>Bright Steel</b> <b>Satin Steel</b>	LRX EURO1 PB-PB LRX EURO1 PB-SB LRX EURO1 PB-AB LRX EURO1 PB-BS LRX EURO1 PB-SS	LRX EURO2 PB-PB LRX EURO2 PB-SB LRX EURO2 PB-AB LRX EURO2 PB-BS LRX EURO2 PB-SS	LRX EURO3 PB-PB LRX EURO3 PB-SB LRX EURO3 PB-AB LRX EURO3 PB-BS LRX EURO3 PB-SS	LRX EURO4 PB-PB LRX EURO4 PB-SB LRX EURO4 PB-AB LRX EURO4 PB-BS LRX EURO4 PB-SS
<b>Satin Brass</b> 	<b>Satin Brass</b> <b>Satin Steel</b>	LRX EURO1 SB-SB LRX EURO1 SB-SS	LRX EURO2 SB-SB LRX EURO2 SB-SS	LRX EURO3 SB-SB LRX EURO3 SB-SS	LRX EURO4 SB-SB LRX EURO4 SB-SS
<b>Antique Brass</b> 	<b>Antique Brass</b> <b>Satin Brass</b>	LRX EURO1 AB-AB LRX EURO1 AB-SB	LRX EURO2 AB-AB LRX EURO2 AB-SB	LRX EURO3 AB-AB LRX EURO3 AB-SB	LRX EURO4 AB-AB LRX EURO4 AB-SB
<b>Satin Nickel</b> 	<b>Bright Steel</b> <b>Satin Steel</b>	LRX EURO1 SN-BS LRX EURO1 SN-SS	LRX EURO2 SN-BS LRX EURO2 SN-SS	LRX EURO3 SN-BS LRX EURO3 SN-SS	LRX EURO4 SN-BS LRX EURO4 SN-SS
<b>Black Nickel</b> 	<b>Black Nickel</b> <b>Bright Steel</b> <b>Polished Brass</b>	LRX EURO1 BK-BK LRX EURO1 BK-BS LRX EURO1 BK-PB	LRX EURO2 BK-BK LRX EURO2 BK-BS LRX EURO2 BK-PB	LRX EURO3 BK-BK LRX EURO3 BK-BS LRX EURO3 BK-PB	LRX EURO4 BK-BK LRX EURO4 BK-BS LRX EURO4 BK-PB



LSX EURO2 SN-BS


LSX EURO4 PB-SS

## Concealed Fixing EuroFix Plates


Minimum Wall Box Depth is dependent on the EuroFix insert fitted.




		1 Module EuroFix Plate	2 Module EuroFix Plate	3 Module EuroFix Plate	4 Module EuroFix Plate
		Plate Size: 91 x 91 mm	Plate Size: 91 x 91 mm	Plate Size: 150 x 91 mm	Plate Size: 150 x 91 mm
		Aperture: 25 x 50 mm	Aperture: 50 x 50 mm	Aperture: 75 x 50 mm	Aperture: 100 x 50 mm
		Technical Insert Reference: <b>EURO1</b>	Technical Insert Reference: <b>EURO2</b>	Technical Insert Reference: <b>EURO3</b>	Technical Insert Reference: <b>EURO4</b>
Frame Finish	Plate Finish	Product Code	Product Code	Product Code	Product Code
	<b>Bright Steel</b> <b>Satin Steel</b> <b>Polished Brass</b> <b>Black Nickel</b> <b>Piano Black</b>	LSX EURO1 BC-BS LSX EURO1 BC-SS LSX EURO1 BC-PB LSX EURO1 BC-BK LSX EURO1 BC-N	LSX EURO2 BC-BS LSX EURO2 BC-SS LSX EURO2 BC-PB LSX EURO2 BC-BK LSX EURO2 BC-N	LSX EURO3 BC-BS LSX EURO3 BC-SS LSX EURO3 BC-PB LSX EURO3 BC-BK LSX EURO3 BC-N	LSX EURO4 BC-BS LSX EURO4 BC-SS LSX EURO4 BC-PB LSX EURO4 BC-BK LSX EURO4 BC-N
	<b>Polished Brass</b> <b>Satin Brass</b> <b>Antique Brass</b> <b>Bright Steel</b> <b>Satin Steel</b>	LSX EURO1 PB-PB LSX EURO1 PB-SB LSX EURO1 PB-AB LSX EURO1 PB-BS LSX EURO1 PB-SS	LSX EURO2 PB-PB LSX EURO2 PB-SB LSX EURO2 PB-AB LSX EURO2 PB-BS LSX EURO2 PB-SS	LSX EURO3 PB-PB LSX EURO3 PB-SB LSX EURO3 PB-AB LSX EURO3 PB-BS LSX EURO3 PB-SS	LSX EURO4 PB-PB LSX EURO4 PB-SB LSX EURO4 PB-AB LSX EURO4 PB-BS LSX EURO4 PB-SS
	<b>Satin Brass</b>	LSX EURO1 SB-SB LSX EURO1 SB-SS	LSX EURO2 SB-SB LSX EURO2 SB-SS	LSX EURO3 SB-SB LSX EURO3 SB-SS	LSX EURO4 SB-SB LSX EURO4 SB-SS
	<b>Antique Brass</b>	LSX EURO1 AB-AB LSX EURO1 AB-SB	LSX EURO2 AB-AB LSX EURO2 AB-SB	LSX EURO3 AB-AB LSX EURO3 AB-SB	LSX EURO4 AB-AB LSX EURO4 AB-SB
	<b>Satin Nickel</b>	LSX EURO1 SN-BS LSX EURO1 SN-SS	LSX EURO2 SN-BS LSX EURO2 SN-SS	LSX EURO3 SN-BS LSX EURO3 SN-SS	LSX EURO4 SN-BS LSX EURO4 SN-SS
	<b>Black Nickel</b> <b>Bright Steel</b> <b>Polished Brass</b>	LSX EURO1 BK-BK LSX EURO1 BK-BS LSX EURO1 BK-PB	LSX EURO2 BK-BK LSX EURO2 BK-BS LSX EURO2 BK-PB	LSX EURO3 BK-BK LSX EURO3 BK-BS LSX EURO3 BK-PB	LSX EURO4 BK-BK LSX EURO4 BK-BS LSX EURO4 BK-PB



PC 1GP



PC 2GP




PC 4GP

## Concealed Fixing GRID-FIX Transparent Plates complete with Fixing Grid


Minimum Wall Box Depth dependant on GRID-IT insert fitted.



	<b>1 gang Aperture Grid Fix</b> Nom. Plate Size: 86 x 86 mm Technical Insert Reference: <b>1GP</b> <b>Product Code</b>	<b>2 gang Aperture Grid Fix</b> Nom. Plate Size: 86 x 86 mm Technical Insert Reference: <b>2GP</b> <b>Product Code</b>	<b>3 gang Aperture Grid Fix</b> Nom. Plate Size: 146 x 86 mm Technical Insert Reference: <b>3GP</b> <b>Product Code</b>	<b>4 gang Aperture Grid Fix</b> Nom. Plate Size: 146 x 86 mm Technical Insert Reference: <b>4GP</b> <b>Product Code</b>
<b>Transparent Plate</b>				
<b>GRID-FIX Plates</b>	PC 1GP	PC 2GP	PC 3GP	PC 4GP
				

## Concealed Fixing Blank Plates



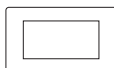
	<b>Single Blanking Plate</b> Nom. Plate Size: 86 x 86 mm Technical Insert Reference: <b>BPS</b> <b>Product Code</b>	<b>Double Blanking Plate</b> Nom. Plate Size: 146 x 86 mm Technical Insert Reference: <b>BPD</b> <b>Product Code</b>
<b>Transparent Plate</b>		
<b>Blank Plates</b>	PC BPS	PC BPD
		





PC BPS

## Concealed Fixing EuroFix Plates

Minimum Wall Box Depth is dependent on the EuroFix insert fitted.



	<b>2 Module EuroFix Plate</b> Nom. Plate Size: 86 x 86 mm Aperture: 50 x 50 mm Technical Insert Reference: <b>EURO2</b> <b>Product Code</b>	<b>4 Module EuroFix Plate</b> Nom. Plate Size: 146 x 86 mm Aperture: 100 x 50 mm Technical Insert Reference: <b>EURO4</b> <b>Product Code</b>
<b>Transparent Plate</b>		
<b>EuroFix Plates</b>	PC EURO2	PC EURO4
		













PC EURO2

## EuroFix Plates

Minimum Wall Box Depth is dependent on the EuroFix insert fitted.



<p>8P EURO1</p> <p><b>Plate Finish</b></p>	<p><b>1 Module EuroFix Plate</b>                      Nominal Plate Size: 86 x 86 mm                      Aperture: 25 x 50 mm                      Technical Insert Reference: <b>EURO1</b>  <a href="#">Product Code</a></p>	<p><b>2 Module EuroFix Plate</b>                      Nominal Plate Size: 86 x 86 mm                      Aperture: 50 x 50 mm                      Technical Insert Reference: <b>EURO2</b>  <a href="#">Product Code</a></p>	<p><b>3 Module EuroFix Plate</b>                      Nominal Plate Size: 146 x 86 mm                      Aperture: 75 x 50 mm                      Technical Insert Reference: <b>EURO3</b>  <a href="#">Product Code</a></p>	<p><b>4 Module EuroFix Plate</b>                      Nominal Plate Size: 146 x 86 mm                      Aperture: 100 x 50 mm                      Technical Insert Reference: <b>EURO4</b>  <a href="#">Product Code</a></p>
<p><b>Bright Chrome</b></p> 	87 EURO1	87 EURO2	87 EURO3	87 EURO4
<p><b>Satin Chrome</b></p> 	86 EURO1	86 EURO2	86 EURO3	86 EURO4
<p><b>Polished Brass</b></p> 	81 EURO1	81 EURO2	81 EURO3	81 EURO4
<p><b>Satin Brass</b></p> 	82 EURO1	82 EURO2	82 EURO3	82 EURO4
<p><b>Antique Brass</b></p> 	89 EURO1	89 EURO2	89 EURO3	89 EURO4
<p><b>Bright Stainless</b></p> 	83 EURO1	83 EURO2	83 EURO3	83 EURO4
<p><b>Satin Stainless</b></p> 	84 EURO1	84 EURO2	84 EURO3	84 EURO4
<p><b>Black Nickel</b></p> 	88 EURO1	88 EURO2	88 EURO3	88 EURO4
<p><b>Pearl Oyster</b></p> 	8P EURO1	8P EURO2	8P EURO3	8P EURO4



87C EURO1








81C EURO4

84C BPS

## Concealed Fixing EuroFix Plates

Minimum Wall Box Depth is dependent on the EuroFix insert fitted.



Plate Finish	1 Module EuroFix Plate	2 Module EuroFix Plate	3 Module Eurofix Plate	4 Module EuroFix Plate
	Nom. Plate Size: 86 x 86 mm Aperture: 25 x 50 mm Technical Insert Reference: <b>EURO1</b> <b>Product Code</b>	Nom. Plate Size: 86 x 86 mm Aperture: 50 x 50 mm Technical Insert Reference: <b>EURO2</b> <b>Product Code</b>	Nom. Plate Size: 145 x 86 mm Aperture: 75 x 50 mm Technical Insert Reference: <b>EURO3</b> <b>Product Code</b>	Nom. Plate Size: 145 x 86 mm Aperture: 100 x 50 mm Technical Insert Reference: <b>EURO4</b> <b>Product Code</b>
<b>Bright Chrome</b> 	87C EURO1	87C EURO2	87C EURO3	87C EURO4
<b>Polished Brass</b> 	81C EURO1	81C EURO2	81C EURO3	81C EURO4
<b>Satin Brass</b> 	82C EURO1	82C EURO2	82C EURO3	82C EURO4
<b>Antique Brass</b> 	89C EURO1	89C EURO2	89C EURO3	89C EURO4
<b>Satin Stainless</b> 	84C EURO1	84C EURO2	84C EURO3	84C EURO4
<b>Satin Nickel</b> 	85C EURO1	85C EURO2	85C EURO3	85C EURO4
<b>Black Nickel</b> 	88C EURO1	88C EURO2	88C EURO3	88C EURO4







## Concealed Fixing Blank Plates







Plate Finish	Single Blank Plate	Double Blank Plate
	Nom. Plate Size: 86 x 86 mm Technical Insert Reference: <b>BPS</b>	Nom. Plate Size: 145 x 86 mm Technical Insert Reference: <b>BPD</b>
<b>Bright Chrome</b> 	87C BPS	87C BPD
<b>Polished Brass</b> 	81C BPS	81C BPD
<b>Satin Brass</b> 	82C BPS	82C BPD
<b>Antique Brass</b> 	89C BPS	89C BPD
<b>Satin Stainless</b> 	84C BPS	84C BPD
<b>Satin Nickel</b> 	85C BPS	85C BPD
<b>Black Nickel</b> 	88C BPS	88C BPD

## EuroFix Plates

Minimum Wall Box Depth is dependent on the EuroFix insert fitted.

## Blank Plates

		
	WOL EURO2	
	<b>2 Module EuroFix Plate</b> Nominal Plate Size: 88 x 88 mm Aperture Size: 50 x 50 mm Technical Insert Reference: <b>EURO2</b> <b>Product Code</b>	<b>4 Module EuroFix Plate</b> Nominal Plate Size: 146 x 88 mm Aperture Size: 100 x 50 mm Technical Insert Reference: <b>EURO4</b> <b>Product Code</b>
<b>Wood Plinth and Edge Profile</b>		
<b>Light Oak Ovolo Edge</b>	WOL EURO2	WOL EURO4
		
<b>Light Oak Chamfered Edge</b>	WCL EURO2	WCL EURO4
		
<b>Medium Oak Ovolo Edge</b>	WOM EURO2	WOM EURO4
		
<b>Medium Oak Chamfered Edge</b>	WCM EURO2	WCM EURO4
		
<b>Dark Oak Ovolo Edge</b>	WOD EURO2	WOD EURO4
		
<b>Dark Oak Chamfered Edge</b>	WCD EURO2	WCD EURO4
		
<b>Antique Mahogany Finish Ovolo Edge</b>	WOA EURO2	WOA EURO4
		
<b>Antique Mahogany Finish Chamfered Edge</b>	WCA EURO2	WCA EURO4
		

		
	WCD BPS	
	<b>Blank Plate Single</b> Nominal Plate Size: 88 x 88 mm Technical Insert Reference: <b>BPS</b> <b>Product Code</b>	<b>Blank Plate Double</b> Nominal Plate Size: 146 x 88 mm Technical Insert Reference: <b>BPD</b> <b>Product Code</b>
<b>Wood Plinth and Edge Profile</b>		
<b>Light Oak Ovolo Edge</b>	WOL BPS	WOL BPD
		
<b>Light Oak Chamfered Edge</b>	WCL BPS	WCL BPD
		
<b>Medium Oak Ovolo Edge</b>	WOM BPS	WOM BPD
		
<b>Medium Oak Chamfered Edge</b>	WCM BPS	WCM BPD
		
<b>Dark Oak Ovolo Edge</b>	WOD BPS	WOD BPD
		
<b>Dark Oak Chamfered Edge</b>	WCD BPS	WCD BPD
		
<b>Antique Mahogany Finish Ovolo Edge</b>	WOA BPS	WOA BPD
		
<b>Antique Mahogany Finish Chamfered Edge</b>	WCA BPS	WCA BPD
		

# Hamilton® EuroFix Plates and Modules



## Other products available from the Hamilton Group

- Sheer Range (Box Fix)
- Hartland Range (Box Fix)
- Cheriton Range (Box Fix)
- Linea-CFX (Concealed Fixing)
- Grid-It Grid Fix Accessories
- Sheer CFX (Concealed Fixing)
- Hartland CFX (Concealed Fixing)
- Digital Mercury Lighting Controls
- Woods & Bloomsbury Range
- IP Weatherproof Switches and Sockets
- Sheer Floor Sockets
- Hotel Card Switch
- Luxury Door Handles
- USB Charger/Power Socket

*All products listed conform to current British or European standards and the product information is correct at the time of going to press.*

*All accessories are manufactured under an accredited BS EN ISO 9001: 2000 Quality System.*

*It is the policy of the company to continually improve products as part of our development programme. Therefore, we reserve the right to alter designs and dimensions without prior notice.*

*Illustrations and diagrams are reproduced within the limitations of reproduction and printing processes and are not binding.*

*Due to manufacturing processes we cannot guarantee an exact colour match and shadings of certain finishes.*

## Hamilton®

listed in  
**LUCKINS**  
DATABASE

For further information please contact:

R. Hamilton & Co. Ltd., Quarry Industrial Estate, Mere, Wiltshire BA12 6LA, UK  
Telephone: +44 (0)1747 860088 Facsimile: +44 (0)1747 861032  
email: [info@hamilton-litestat.com](mailto:info@hamilton-litestat.com) [www.hamilton-litestat.com](http://www.hamilton-litestat.com)

