


NEW ACCESSORIES

Uniclass L74 735	EPIC K712
CI/Sfb (62X) (63) X	

CHERITON®



Hamilton *for excellence and elegance*



Hamilton® Cheriton

Quality Accessories on Georgian and Victorian Style Plates

exclusive traditional designs...

All the old world charm of days gone by, the Cheriton Range blends perfectly into the Georgian or Victorian interior.

exclusive finishes...

The finest materials and production standards are employed to produce a choice of two superb Georgian plate finishes and six superb Victorian plate finishes.

exclusive choice...

Both styles are available with either Black or White insert surrounds.



90 TCM W



91 R21 AB-B



92 SS1 PB-B



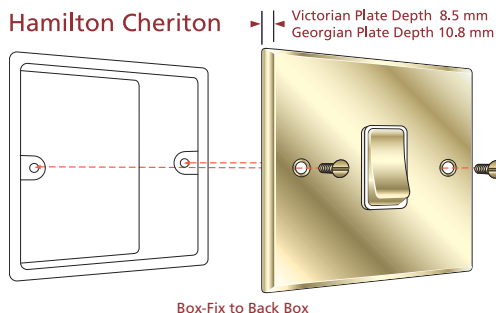
96 R21 SC-B



95 SP BC-W









98 R22 BK-B




Hamilton® *fashion, finish, function and flexibility*





Plate Finish	Insert Finish	Surround Colour	1 gang 2 way 10AX Rocker Nom. Plate Size: 88 x 88 mm Min. Wall Box Depth 25 mm Technical Insert Reference: R21 Product Code	2 gang 2 way 10AX Rocker Nom. Plate Size: 88 x 88 mm Min. Wall Box Depth 25 mm Technical Insert Reference: R22 Product Code	3 gang 2 way 10AX Rocker Nom. Plate Size: 88 x 88 mm Min. Wall Box Depth 25 mm Technical Insert Reference: R23 Product Code	4 gang 2 way 10AX Rocker Nom. Plate Size: 146 x 86 mm Min. Wall Box Depth 25 mm Technical Insert Reference: R24 Product Code	6 gang 2 way 10AX Rocker Nom. Plate Size: 146 x 86 mm Min. Wall Box Depth 25 mm Technical Insert Reference: R26 Product Code
Bright Chrome 	Bright Chrome Bright Chrome White Plastic Black Plastic	White Black White Black	95 R21 BC-W 95 R21 BC-B 95 R21 WH-W 95 R21 BL-B	95 R22 BC-W 95 R22 BC-B 95 R22 WH-W 95 R22 BL-B	95 R23 BC-W 95 R23 BC-B 95 R23 WH-W 95 R23 BL-B	95 R24 BC-W 95 R24 BC-B 95 R24 WH-W 95 R24 BL-B	95 R26 BC-W 95 R26 BC-B 95 R26 WH-W 95 R26 BL-B
Satin Chrome 	Satin Chrome Satin Chrome White Plastic Black Plastic	White Black White Black	96 R21 SC-W 96 R21 SC-B 96 R21 WH-W 96 R21 BL-B	96 R22 SC-W 96 R22 SC-B 96 R22 WH-W 96 R22 BL-B	96 R23 SC-W 96 R23 SC-B 96 R23 WH-W 96 R23 BL-B	96 R24 SC-W 96 R24 SC-B 96 R24 WH-W 96 R24 BL-B	96 R26 SC-W 96 R26 SC-B 96 R26 WH-W 96 R26 BL-B
Polished Brass 	Polished Brass Polished Brass White Plastic Black Plastic	White Black White Black	92 R21 PB-W 92 R21 PB-B 92 R21 WH-W 92 R21 BL-B	92 R22 PB-W 92 R22 PB-B 92 R22 WH-W 92 R22 BL-B	92 R23 PB-W 92 R23 PB-B 92 R23 WH-W 92 R23 BL-B	92 R24 PB-W 92 R24 PB-B 92 R24 WH-W 92 R24 BL-B	92 R26 PB-W 92 R26 PB-B 92 R26 WH-W 92 R26 BL-B
Satin Brass 	Satin Brass Satin Brass White Plastic Black Plastic	White Black White Black	94 R21 SB-W 94 R21 SB-B 94 R21 WH-W 94 R21 BL-B	94 R22 SB-W 94 R22 SB-B 94 R22 WH-W 94 R22 BL-B	94 R23 SB-W 94 R23 SB-B 94 R23 WH-W 94 R23 BL-B	94 R24 SB-W 94 R24 SB-B 94 R24 WH-W 94 R24 BL-B	94 R26 SB-W 94 R26 SB-B 94 R26 WH-W 94 R26 BL-B
Antique Brass 	Antique Brass Black Plastic	Black Black	93 R21 AB-B 93 R21 BL-B	93 R22 AB-B 93 R22 BL-B	93 R23 AB-B 93 R23 BL-B	93 R24 AB-B 93 R24 BL-B	93 R26 AB-B -
Black Nickel 	Black Nickel	Black	98 R21 BK-B	98 R22 BK-B	98 R23 BK-B	98 R24 BK-B	98 R26 BK-B

Georgian Rocker Switches




90 R26 PB-B









Plate Finish	Insert Finish	Surround Colour	1 gang 2 way 10AX Rocker Nom. Plate Size: 88 x 88 mm Min. Wall Box Depth 25 mm Technical Insert Reference: R21 Product Code	2 gang 2 way 10AX Rocker Nom. Plate Size: 88 x 88 mm Min. Wall Box Depth 25 mm Technical Insert Reference: R22 Product Code	3 gang 2 way 10AX Rocker Nom. Plate Size: 88 x 88 mm Min. Wall Box Depth 25 mm Technical Insert Reference: R23 Product Code	4 gang 2 way 10AX Rocker Nom. Plate Size: 146 x 86 mm Min. Wall Box Depth 25 mm Technical Insert Reference: R24 Product Code	6 gang 2 way 10AX Rocker Nom. Plate Size: 146 x 86 mm Min. Wall Box Depth 25 mm Technical Insert Reference: R26 Product Code
Polished Brass 	Polished Brass Polished Brass White Plastic Black Plastic	White Black White Black	90 R21 PB-W 90 R21 PB-B 90 R21 WH-W 90 R21 BL-B	90 R22 PB-W 90 R22 PB-B 90 R22 WH-W 90 R22 BL-B	90 R23 PB-W 90 R23 PB-B 90 R23 WH-W 90 R23 BL-B	90 R24 PB-W 90 R24 PB-B 90 R24 WH-W 90 R24 BL-B	90 R26 PB-W 90 R26 PB-B 90 R26 WH-W 90 R26 BL-B
Antique Brass 	Antique Brass Black Plastic	Black Black	91 R21 AB-B 91 R21 BL-B	91 R22 AB-B 91 R22 BL-B	91 R23 AB-B 91 R23 BL-B	91 R24 AB-B 91 R24 BL-B	91 R26 AB-B -

Victorian Rocker Switches



92 R32 PB-B





Plate Finish	Insert Finish	Surround Colour	1 gang 10AX Intermediate Rocker Nom. Plate Size: 88 x 88 mm Min. Wall Box Depth 25 mm Technical Insert Reference: R31 Product Code	2 gang 10AX Intermediate Rocker Nom. Plate Size: 88 x 88 mm Min. Wall Box Depth 25 mm Technical Insert Reference: R32 Product Code	1 gang 10AX PTM Retractive Rocker Nom. Plate Size: 88 x 88 mm Min. Wall Box Depth 25 mm Technical Insert Reference: RRT Product Code	1 gang 10A Triple Pole Rocker Nom. Plate Size: 88 x 88 mm Min. Wall Box Depth 25 mm Technical Insert Reference: TP Product Code
Bright Chrome 	Bright Chrome Bright Chrome White Plastic Black Plastic	White Black White Black	95 R31 BC-W 95 R31 BC-B 95 R31 WH-W 95 R31 BL-B	95 R32 BC-W 95 R32 BC-B 95 R32 WH-W 95 R32 BL-B	95 RRT BC-W 95 RRT BC-B 95 RRT WH-W 95 RRT BL-B	– – 95 TP WH-W 95 TP BL-B
Satin Chrome 	Satin Chrome Satin Chrome White Plastic Black Plastic	White Black White Black	96 R31 SC-W 96 R31 SC-B 96 R31 WH-W 96 R31 BL-B	96 R32 SC-W 96 R32 SC-B 96 R32 WH-W 96 R32 BL-B	96 RRT SC-W 96 RRT SC-B 96 RRT WH-W 96 RRT BL-B	– – 96 TP WH-W 96 TP BL-B
Polished Brass 	Polished Brass Polished Brass White Plastic Black Plastic	White Black White Black	92 R31 PB-W 92 R31 PB-B 92 R31 WH-W 92 R31 BL-B	92 R32 PB-W 92 R32 PB-B 92 R32 WH-W 92 R32 BL-B	92 RRT PB-W 92 RRT PB-B 92 RRT WH-W 92 RRT BL-B	– – 92 TP WH-W 92 TP BL-B
Satin Brass 	Satin Brass Satin Brass White Plastic Black Plastic	White Black White Black	94 R31 SB-W 94 R31 SB-B 94 R31 WH-W 94 R31 BL-B	94 R32 SB-W 94 R32 SB-B 94 R32 WH-W 94 R32 BL-B	94 RRT SB-W 94 RRT SB-B 94 RRT WH-W 94 RRT BL-B	– – 94 TP WH-W 94 TP BL-B
Antique Brass 	Antique Brass Black Plastic	Black Black	93 R31 AB-B 93 R31 BL-B	93 R32 AB-B –	93 RRT AB-B –	– 93 TP BL-B
Black Nickel 	Black Nickel	Black	98 R31 BK-B	–	–	98 TP BL-B

Georgian Rocker Switches



91 R31 AB-B



Plate Finish	Insert Finish	Surround Colour	1 gang 10AX Intermediate Rocker Nom. Plate Size: 88 x 88 mm Min. Wall Box Depth 25 mm Technical Insert Reference: R31 Product Code	2 gang 10AX Intermediate Rocker Nom. Plate Size: 88 x 88 mm Min. Wall Box Depth 25 mm Technical Insert Reference: R32 Product Code	1 gang 10AX PTM Retractive Rocker Nom. Plate Size: 88 x 88 mm Min. Wall Box Depth 25 mm Technical Insert Reference: RRT Product Code	1 gang 10A Triple Pole Rocker Nom. Plate Size: 86 x 86 mm Min. Wall Box Depth 25 mm Technical Insert Reference: TP Product Code
Polished Brass 	Polished Brass Polished Brass White Plastic Black Plastic	White Black White Black	90 R31 PB-W 90 R31 PB-B 90 R31 WH-W 90 R31 BL-B	90 R32 PB-W 90 R32 PB-B 90 R32 WH-W 90 R32 BL-B	90 RRT PB-W 90 RRT PB-B 90 RRT WH-W 90 RRT BL-B	– – 90 TP WH-W 90 TP BL-B
Antique Brass 	Antique Brass Black Plastic	Black Black	91 R31 AB-B 91 R31 BL-B	91 R32 AB-B –	91 RRT AB-B –	– 91 TP BL-B

Victorian Toggle Switches



92 T23

Plate Finish	Insert Finish	1 gang 2 way 20AX Toggle Nom. Plate Size: 88 x 88 mm Min. Wall Box Depth 25 mm Technical Insert Reference: T21 Product Code	2 gang 2 way 20AX Toggle Nom. Plate Size: 88 x 88 mm Min. Wall Box Depth 25 mm Technical Insert Reference: T22 Product Code	3 gang 2 way 20AX Toggle Nom. Plate Size: 146 x 86 mm Min. Wall Box Depth 25 mm Technical Insert Reference: T23 Product Code	4 gang 2 way 20AX Toggle Nom. Plate Size: 146 x 86 mm Min. Wall Box Depth 25 mm Technical Insert Reference: T24 Product Code	1 gang 20AX Intermediate Toggle Nom. Plate Size: 88 x 88 mm Min. Wall Box Depth 25 mm Technical Insert Reference: T31 Product Code	1 gang 20AX Double Pole Toggle Nom. Plate Size: 88 x 88 mm Min. Wall Box Depth 25 mm Technical Insert Reference: TDP Product Code	1 gang 10AX PTM Retractive Toggle Nom. Plate Size: 88 x 88 mm Min. Wall Box Depth 25 mm Technical Insert Reference: TRT Product Code
Bright Chrome	Bright Chrome	95 T21	95 T22	95 T23	95 T24	95 T31	95 TDP	95 TRT
Satin Chrome	Satin Chrome	96 T21	96 T22	96 T23	96 T24	96 T31	96 TDP	96 TRT
Polished Brass	Polished Brass	92 T21	92 T22	92 T23	92 T24	92 T31	92 TDP	92 TRT
Satin Brass	Satin Brass	94 T21	94 T22	94 T23	94 T24	94 T31	94 TDP	94 TRT
Antique Brass	Antique Brass	93 T21	93 T22	93 T23	93 T24	93 T31	93 TDP	93 TRT
Black Nickel	Black Nickel	98 T21	98 T22	98 T23	98 T24	98 T31	98 TDP	98 TRT

Georgian Toggle Switches

Plate Finish	Insert Finish	1 gang 2 way 20AX Toggle Nom. Plate Size: 88 x 88 mm Min. Wall Box Depth 25 mm Technical Insert Reference: T21 Product Code	2 gang 2 way 20AX Toggle Nom. Plate Size: 88 x 88 mm Min. Wall Box Depth 25 mm Technical Insert Reference: T22 Product Code	3 gang 2 way 20AX Toggle Nom. Plate Size: 146 x 86 mm Min. Wall Box Depth 25 mm Technical Insert Reference: T23 Product Code	4 gang 2 way 20AX Toggle Nom. Plate Size: 146 x 86 mm Min. Wall Box Depth 25 mm Technical Insert Reference: T24 Product Code	1 gang 20AX Intermediate Toggle Nom. Plate Size: 88 x 88 mm Min. Wall Box Depth 25 mm Technical Insert Reference: T31 Product Code	1 gang 20AX Double Pole Toggle Nom. Plate Size: 88 x 88 mm Min. Wall Box Depth 25 mm Technical Insert Reference: TDP Product Code	1 gang 10AX PTM Retractive Toggle Nom. Plate Size: 88 x 88 mm Min. Wall Box Depth 25 mm Technical Insert Reference: TRT Product Code
Polished Brass	Polished Brass	90 T21	90 T22	90 T23	90 T24	90 T31	90 TDP	90 TRT
Antique Brass	Antique Brass	91 T21	91 T22	91 T23	91 T24	91 T31	91 TDP	91 TRT

Victorian Power Sockets


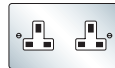








Plate Finish	Insert Finish	Surround Colour	1 gang 13A Double Pole Switched Socket Nom. Plate Size: 88 x 88 mm Min. Wall Box Depth 35 mm Technical Insert Reference: SS1 Product Code	2 gang 13A Double Pole Switched Socket Nom. Plate Size: 146 x 86 mm Min. Wall Box Depth 35 mm Technical Insert Reference: SS2 Product Code	1 gang 2A Unswitched Socket Nom. Plate Size: 88 x 88 mm Min. Wall Box Depth 35 mm Technical Insert Reference: US2 Product Code	1 gang 5A Unswitched Socket Nom. Plate Size: 88 x 88 mm Min. Wall Box Depth 35 mm Technical Insert Reference: US5 Product Code	1 gang 13A Unswitched Socket Nom. Plate Size: 88 x 88 mm Min. Wall Box Depth 35 mm Technical Insert Reference: US13 Product Code	2 gang 13A Unswitched Socket Nom. Plate Size: 146 x 86 mm Min. Wall Box Depth 35 mm Technical Insert Reference: US99 Product Code	Shaver Dual Voltage Unswitched Socket Nom. Plate Size: 86 x 146 mm Min. Wall Box Depth 47 mm Technical Insert Reference: SHS Product Code
 Bright Chrome	Bright Chrome Bright Chrome White Plastic Black Plastic	White Black White Black	95 SS1 BC-W 95 SS1 BC-B 95 SS1 WH-W 95 SS1 BL-B	95 SS2 BC-W 95 SS2 BC-B 95 SS2 WH-W 95 SS2 BL-B	- - 95 US2 W 95 US2 B	- - 95 US5 W 95 US5 B	- - 95 US13 W 95 US13 B	- - 95 US99 W 95 US99 B	- - 95 SHS W 95 SHS B
 Satin Chrome	Satin Chrome Satin Chrome White Plastic Black Plastic	White Black White Black	96 SS1 SC-W 96 SS1 SC-B 96 SS1 WH-W 96 SS1 BL-B	96 SS2 SC-W 96 SS2 SC-B 96 SS2 WH-W 96 SS2 BL-B	- - 96 US2 W 96 US2 B	- - 96 US5 W 96 US5 B	- - 96 US13 W 96 US13 B	- - 96 US99 W 96 US99 B	- - 96 SHS W 96 SHS B
 Polished Brass	Polished Brass Polished Brass White Plastic Black Plastic	White Black White Black	92 SS1 PB-W 92 SS1 PB-B 92 SS1 WH-W 92 SS1 BL-B	92 SS2 PB-W 92 SS2 PB-B 92 SS2 WH-W 92 SS2 BL-B	- - 92 US2 W 92 US2 B	- - 92 US5 W 92 US5 B	- - 92 US13 W 92 US13 B	- - 92 US99 W 92 US99 B	- - 92 SHS W 92 SHS B
 Satin Brass	Satin Brass Satin Brass White Plastic Black Plastic	White Black White Black	94 SS1 SB-W 94 SS1 SB-B 94 SS1 WH-W 94 SS1 BL-B	94 SS2 SB-W 94 SS2 SB-B 94 SS2 WH-W 94 SS2 BL-B	- - 94 US2 W 94 US2 B	- - 94 US5 W 94 US5 B	- - 94 US13 W 94 US13 B	- - 94 US99 W 94 US99 B	- - 94 SHS W 94 SHS B
 Antique Brass	Antique Brass Black Plastic	Black Black	93 SS1 AB-B 93 SS1 BL-B	93 SS2 AB-B 93 SS2 BL-B	- 93 US2 B	- 93 US5 B	- 93 US13 B	- 93 US99 B	- 93 SHS B
 Black Nickel	Black Nickel Black Plastic	Black Black	98 SS1 BK-B -	98 SS2 BK-B -	- 98 US2 B	- 98 US5 B	- -	- -	- 98 SHS B

Georgian Power Sockets

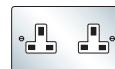


























Plate Finish	Insert Finish	Surround Colour	1 gang 13A Double Pole Switched Socket Nom. Plate Size: 88 x 88 mm Min. Wall Box Depth 35 mm Technical Insert Reference: SS1 Product Code	2 gang 13A Double Pole Switched Socket Nom. Plate Size: 146 x 86 mm Min. Wall Box Depth 35 mm Technical Insert Reference: SS2 Product Code	1 gang 2A Unswitched Socket Nom. Plate Size: 88 x 88 mm Min. Wall Box Depth 35 mm Technical Insert Reference: US2 Product Code	1 gang 5A Unswitched Socket Nom. Plate Size: 88 x 88 mm Min. Wall Box Depth 35 mm Technical Insert Reference: US5 Product Code	1 gang 13A Unswitched Socket Nom. Plate Size: 88 x 88 mm Min. Wall Box Depth 35 mm Technical Insert Reference: US13 Product Code	2 gang 13A Unswitched Socket Nom. Plate Size: 146 x 86 mm Min. Wall Box Depth 35 mm Technical Insert Reference: US99 Product Code	Shaver Dual Voltage Unswitched Socket Nom. Plate Size: 86 x 146 mm Min. Wall Box Depth 47 mm Technical Insert Reference: SHS Product Code
 Polished Brass	Polished Brass Polished Brass White Plastic Black Plastic	White Black White Black	90 SS1 PB-W 90 SS1 PB-B 90 SS1 WH-W 90 SS1 BL-B	90 SS2 PB-W 90 SS2 PB-B 90 SS2 WH-W 90 SS2 BL-B	- - 90 US2 W 90 US2 B	- - 90 US5 W 90 US5 B	- - 90 US13 W 90 US13 B	- - 90 US99 W 90 US99 B	- - 90 SHS W 90 SHS B
 Antique Brass	Antique Brass Black Plastic	Black Black	91 SS1 AB-B 91 SS1 BL-B	91 SS2 AB-B 91 SS2 BL-B	- 91 US2 B	- 91 US5 B	- 91 US13 B	- 91 US99 B	- 91 SHS B






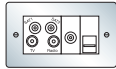






Victorian Television Coaxial Sockets

								
95 TVSAT B		Non Isolated Television 1 In/1 Out Nom. Plate Size: 88 x 88 mm Min. Wall Box Depth 25 mm Technical Insert Reference: TV Product Code	Non Isolated Television 2 In/2 Out Nom. Plate Size: 88 x 88 mm Min. Wall Box Depth 25 mm Technical Insert Reference: TV2 Product Code	1 gang Isolated TV/FM 1 In/2 Out Nom. Plate Size: 88 x 88 mm Min. Wall Box Depth 25 mm Technical Insert Reference: TVFM Product Code	2 gang Isolated Television 1 In/1 Out Nom. Plate Size: 88 x 88 mm Min. Wall Box Depth 25 mm Technical Insert Reference: TVI Product Code	2 gang Non Isolated TV + 1 gang Non Isolated Satellite Nom. Plate Size: 88 x 88 mm Min. Wall Box Depth 35 mm Technical Insert Reference: TVSAT Product Code	1 gang Non Isolated Satellite Nom. Plate Size: 88 x 88 mm Min. Wall Box Depth 35 mm Technical Insert Reference: SATN Product Code	1 gang Isolated Satellite Nom. Plate Size: 88 x 88 mm Min. Wall Box Depth 35 mm Technical Insert Reference: SATI Product Code
Plate Finish	Insert Finish							
Bright Chrome 	White Plastic Black Plastic	95 TV W 95 TV B	95 TV2 W 95 TV2 B	95 TVFM W 95 TVFM B	95 TVI W 95 TVI B	95 TVSAT W 95 TVSAT B	95 SATN W 95 SATN B	95 SATI W 95 SATI B
Satin Chrome 	White Plastic Black Plastic	96 TV W 96 TV B	96 TV2 W 96 TV2 B	96 TVFM W 96 TVFM B	96 TVI W 96 TVI B	96 TVSAT W 96 TVSAT B	96 SATN W 96 SATN B	96 SATI W 96 SATI B
Polished Brass 	White Plastic Black Plastic	92 TV W 92 TV B	92 TV2 W 92 TV2 B	92 TVFM W 92 TVFM B	92 TVI W 92 TVI B	92 TVSAT W 92 TVSAT B	92 SATN W 92 SATN B	92 SATI W 92 SATI B
Satin Brass 	White Plastic Black Plastic	94 TV W 94 TV B	94 TV2 W 94 TV2 B	94 TVFM W 94 TVFM B	94 TVI W 94 TVI B	94 TVSAT W 94 TVSAT B	94 SATN W 94 SATN B	94 SATI W 94 SATI B
Antique Brass 	Black Plastic	93 TV B	93 TV2 B	93 TVFM B	93 TVI B	93 TVSAT B	93 SATN B	93 SATI B
Black Nickel 	Black Plastic	98 TV B	98 TV2 B	98 TVFM B	98 TVI B	98 TVSAT B	98 SATN B	98 SATI B









Georgian Television Coaxial Sockets

								
90 TV2 B		1 gang Non Isolated Television 1 In/1 Out Nom. Plate Size: 88 x 88 mm Min. Wall Box Depth 25 mm Technical Insert Reference: TV Product Code	2 gang Non Isolated Television 2 In/2 Out Nom. Plate Size: 88 x 88 mm Min. Wall Box Depth 25 mm Technical Insert Reference: TV2 Product Code	2 gang Isolated TV/FM 1 In/2 Out Nom. Plate Size: 88 x 88 mm Min. Wall Box Depth 25 mm Technical Insert Reference: TVFM Product Code	1 gang Isolated Television 1 In/1 Out Nom. Plate Size: 88 x 88 mm Min. Wall Box Depth 25 mm Technical Insert Reference: TVI Product Code	1 gang Non Isolated TV + 1 gang Non Isolated Satellite Nom. Plate Size: 88 x 88 mm Min. Wall Box Depth 35 mm Technical Insert Reference: TVSAT Product Code	1 gang Non Isolated Satellite Nom. Plate Size: 88 x 88 mm Min. Wall Box Depth 35 mm Technical Insert Reference: SATN Product Code	1 gang Isolated Satellite Nom. Plate Size: 88 x 88 mm Min. Wall Box Depth 35 mm Technical Insert Reference: SATI Product Code
Plate Finish	Insert Finish							
Polished Brass 	White Plastic Black Plastic	90 TV W 90 TV B	90 TV2 W 90 TV2 B	90 TVFM W 90 TVFM B	90 TVI W 90 TVI B	90 TVSAT W 90 TVSAT B	90 SATN W 90 SATN B	90 SATI W 90 SATI B
Antique Brass 	Black Plastic	91 TV B	91 TV2 B	91 TVFM B	91 TVI B	91 TVSAT B	91 SATN B	91 SATI B













Victorian Digital Television Sockets - Screened Non Isolated - DAB Compatible

94 DENT B							
Plate Finish	Insert Finish	1 gang TV + 1 gang FM + 1 gang Satellite Nom. Plate Size: 88 x 88 mm Min. Wall Box Depth 35 mm Technical Insert Reference: DTRID Product Code	1 gang TV (Female) Nom. Plate Size: 88 x 88 mm Min. Wall Box Depth 35 mm Technical Insert Reference: DTVF Product Code	1 gang TV (Male) Nom. Plate Size: 88 x 88 mm Min. Wall Box Depth 35 mm Technical Insert Reference: DTVM Product Code	1 gang Satellite Nom. Plate Size: 88 x 88 mm Min. Wall Box Depth 35 mm Technical Insert Reference: DSAT Product Code	1 gang TV + 1 gang FM + 1 gang Satellite 1 + 1 gang Satellite 2 Nom. Plate Size: 88 x 88 mm Min. Wall Box Depth 35 mm Technical Insert Reference: DENT Product Code	1 gang TV + 1 gang FM + 1 gang Satellite 1 + 1 gang Satellite 2 + 1 gang TVF + 1 gang TCS Nom. Plate Size: 146 x 86 mm Min. Wall Box Depth 35 mm Technical Insert Reference: DSAT+ Product Code
Bright Chrome 	White Plastic Black Plastic	95 DTRID W 95 DTRID B	95 DTVF W 95 DTVF B	95 DTVM W 95 DTVM B	95 DSAT W 95 DSAT B	95 DENT W 95 DENT B	95 DSAT+ W 95 DSAT+ B
Satin Chrome 	White Plastic Black Plastic	96 DTRID W 96 DTRID B	96 DTVF W 96 DTVF B	96 DTVM W 96 DTVM B	96 DSAT W 96 DSAT B	96 DENT W 96 DENT B	96 DSAT+ W 96 DSAT+ B
Polished Brass 	White Plastic Black Plastic	92 DTRID W 92 DTRID B	92 DTVF W 92 DTVF B	92 DTVM W 92 DTVM B	92 DSAT W 92 DSAT B	92 DENT W 92 DENT B	92 DSAT+ W 92 DSAT+ B
Satin Brass 	White Plastic Black Plastic	94 DTRID W 94 DTRID B	94 DTVF W 94 DTVF B	94 DTVM W 94 DTVM B	94 DSAT W 94 DSAT B	94 DENT W 94 DENT B	94 DSAT+ W 94 DSAT+ B
Antique Brass 	Black Plastic	93 DTRID B	93 DTVF B	93 DTVM B	93 DSAT B	93 DENT B	93 DSAT+ B
Black Nickel 	Black Plastic	98 DGTRID B	98 DTVF B	98 DTVM B	98 DSAT B	98 DENT B	98 DSAT+ B









Georgian Digital Television Sockets - Screened Non Isolated - DAB Compatible

90 DTRID B							
Plate Finish	Insert Finish	1 gang TV + 1 gang FM + 1 gang Satellite Nom. Plate Size: 88 x 88 mm Min. Wall Box Depth 35 mm Technical Insert Reference: DTRID Product Code	1 gang TV (Female) Nom. Plate Size: 88 x 88 mm Min. Wall Box Depth 35 mm Technical Insert Reference: DTVF Product Code	1 gang TV (Male) Nom. Plate Size: 88 x 88 mm Min. Wall Box Depth 35 mm Technical Insert Reference: DTVM Product Code	1 gang Satellite Nom. Plate Size: 88 x 88 mm Min. Wall Box Depth 35 mm Technical Insert Reference: DSAT Product Code	1 gang TV + 1 gang FM + 1 gang Satellite 1 + 1 gang Satellite 2 Nom. Plate Size: 88 x 88 mm Min. Wall Box Depth 35 mm Technical Insert Reference: DENT Product Code	1 gang TV + 1 gang FM + 1 gang Satellite 1 + 1 gang Satellite 2 + 1 gang TVF + 1 gang TCS Nom. Plate Size: 146 x 86 mm Min. Wall Box Depth 35 mm Technical Insert Reference: DSAT+ Product Code
Polished Brass 	White Plastic Black Plastic	90 DTRID W 90 DTRID B	90 DTVF W 90 DTVF B	90 DTVM W 90 DTVM B	90 DSAT W 90 DSAT B	90 DENT W 90 DENT B	90 DSAT+ W 90 DSAT+ B
Antique Brass 	Black Plastic	91 DTRID B	91 DTVF B	91 DTVM B	91 DSAT B	91 DENT B	91 DSAT+ B

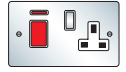
Victorian Telephone and Data Outlets

Plate Finish	Insert Finish												
		96 J12 B	1 gang Telephone Master Nom. Plate Size: 88 x 88 mm Min. Wall Box Depth 25 mm Product Code	1 gang Telephone Slave Nom. Plate Size: 88 x 88 mm Min. Wall Box Depth 25 mm Product Code	1 gang RJ12 Outlet Unshielded Nom. Plate Size: 88 x 88 mm Min. Wall Box Depth 35 mm Product Code	2 gang RJ12 Outlet Unshielded Nom. Plate Size: 88 x 88 mm Min. Wall Box Depth 35 mm Product Code	1 gang RJ45 CAT 5E Outlet Unshielded Nom. Plate Size: 88 x 88 mm Min. Wall Box Depth 35 mm Product Code	2 gang RJ45 CAT 5E Outlet Unshielded Nom. Plate Size: 88 x 88 mm Min. Wall Box Depth 35 mm Product Code					
Bright Chrome 	White Plastic Black Plastic	95 TCM W 95 TCM B	95 TCS W 95 TCS B	95 J12 W 95 J12 B	95 2J12 W 95 2J12 B	95 J45 W 95 J45 B	95 2J45 W 95 2J45 B						
Satin Chrome 	White Plastic Black Plastic	96 TCM W 96 TCM B	96 TCS W 96 TCS B	96 J12 W 96 J12 B	96 2J12 W 96 2J12 B	96 J45 W 96 J45 B	96 2J45 W 96 2J45 B						
Polished Brass 	White Plastic Black Plastic	92 TCM W 92 TCM B	92 TCS W 92 TCS B	92 J12 W 92 J12 B	92 2J12 W 92 2J12 B	92 J45 W 92 J45 B	92 2J45 W 92 2J45 B						
Satin Brass 	White Plastic Black Plastic	94 TCM W 94 TCM B	94 TCS W 94 TCS B	94 J12 W 94 J12 B	94 2J12 W 94 2J12 B	94 J45 W 94 J45 B	94 2J45 W 94 2J45 B						
Antique Brass 	Black Plastic	93 TCM B	93 TCS B	93 J12 B	93 2J12 B	93 J45 B	93 2J45 B						
Black Nickel 	Black Plastic	98 TCM B	98 TCS B	98 J12 B	98 2J12 B	98 J45 B	98 2J45 B						

Georgian Telephone and Data Outlets

Plate Finish	Insert Finish												
		90 TCM W	1 gang Telephone Master Nom. Plate Size: 88 x 88 mm Min. Wall Box Depth 25 mm Product Code	1 gang Telephone Slave Nom. Plate Size: 88 x 88 mm Min. Wall Box Depth 25 mm Product Code	1 gang RJ12 Outlet Unshielded Nom. Plate Size: 88 x 88 mm Min. Wall Box Depth 35 mm Product Code	2 gang RJ12 Outlet Unshielded Nom. Plate Size: 88 x 88 mm Min. Wall Box Depth 35 mm Product Code	1 gang RJ45 CAT 5E Outlet Unshielded Nom. Plate Size: 88 x 88 mm Min. Wall Box Depth 35 mm Product Code	2 gang RJ45 CAT 5E Outlet Unshielded Nom. Plate Size: 88 x 88 mm Min. Wall Box Depth 35 mm Product Code					
Polished Brass 	White Plastic Black Plastic	90 TCM W 90 TCM B	90 TCS W 90 TCS B	90 J12 W 90 J12 B	90 2J12 W 90 2J12 B	90 J45 W 90 J45 B	90 2J45 W 90 2J45 B						
Antique Brass 	Black Plastic	91 TCM B	91 TCS B	91 J12 B	91 2J12 B	91 J45 B	91 2J45 B						

Victorian Double Pole Switches



			1 gang 20AX Double Pole Rocker	1 gang 20AX Double Pole Rocker + Neon	1 gang 20AX Double Pole Rocker + Neon + Cable Outlet	1 gang 45A Double Pole Red Rocker	1 gang 45A Double Pole Red Rocker + Neon	1 gang 45A Vertical Double Pole Red Rocker + Neon	1 gang 45A Double Pole Red Rocker + Neon + 13A Switched Socket
	92 45N W	Surround	Nom. Plate Size: 88 x 88 mm Min. Wall Box Depth: 25 mm British Standard BS EN 60669-1	Nom. Plate Size: 88 x 88 mm Min. Wall Box Depth: 25 mm British Standard BS EN 60669-1	Nom. Plate Size: 88 x 88 mm Min. Wall Box Depth: 25 mm British Standard BS EN 60669-1	Nom. Plate Size: 88 x 88 mm Min. Wall Box Depth: 35 mm British Standard BS EN 60669-1	Nom. Plate Size: 88 x 88 mm Min. Wall Box Depth: 35 mm British Standard BS EN 60669-1	Nom. Plate Size: 86 x 146 mm Min. Wall Box Depth: 35 mm British Standard BS EN 60669-1	Nom. Plate Size: 146 x 86 mm Min. Wall Box Depth: 35 mm British Standard BS 4177
Plate Finish	Insert Finish	Colour	Product Code	Product Code	Product Code	Product Code	Product Code	Product Code	Product Code
Bright Chrome	Bright Chrome Bright Chrome White Plastic Black Plastic Red Plastic Red Plastic	White Black White Black White Black	95 DP BC-W 95 DP BC-B 95 DP WH-W 95 DP BL-B - -	95 DPN BC-W 95 DPN BC-B 95 DPN WH-W 95 DPN BL-B - -	95 DPNC BC-W 95 DPNC BC-B 95 DPNC WH-W 95 DPNC BL-B - -	- - - - 95 45 W 95 45 B	- - - - 95 45N W 95 45N B	- - - - 95 45V W 95 45V B	95 45SS1 BC-W 95 45SS1 BC-B 95 45SS1 WH-W 95 45SS1 BL-B - -
Satin Chrome	Satin Chrome Satin Chrome White Plastic Black Plastic Red Plastic Red Plastic	White Black White Black White Black	96 DP SC-W 96 DP SC-B 96 DP WH-W 96 DP BL-B - -	96 DPN SC-W 96 DPN SC-B 96 DPN WH-W 96 DPN BL-B - -	96 DPNC SC-W 96 DPNC SC-B 96 DPNC WH-W 96 DPNC BL-B - -	- - - - 96 45 W 96 45 B	- - - - 96 45N W 96 45N B	- - - - 96 45V W 96 45V B	96 45SS1 SC-W 96 45SS1 SC-B 95 45SS1 WH-W 95 45SS1 BL-B - -
Polished Brass	Polished Brass Polished Brass White Plastic Black Plastic Red Plastic Red Plastic	White Black White Black White Black	92 DP PB-W 92 DP PB-B 92 DP WH-W 92 DP BL-B - -	92 DPN PB-W 92 DPN PB-B 92 DPN WH-W 92 DPN BL-B - -	92 DPNC PB-W 92 DPNC PB-B 92 DPNC WH-W 92 DPNC BL-B - -	- - - - 92 45 W 92 45 B	- - - - 92 45N W 92 45N B	- - - - 92 45V W 92 45V B	92 45SS1 PB-W 92 45SS1 PB-B 92 45SS1 WH-W 92 45SS1 BL-B - -
Satin Brass	Satin Brass Satin Brass White Plastic Black Plastic Red Plastic Red Plastic	White Black White Black White Black	94 DP SB-W 94 DP SB-B 94 DP WH-W 94 DP BL-B - -	94 DPN SB-W 94 DPN SB-B 94 DPN WH-W 94 DPN BL-B - -	94 DPNC SB-W 94 DPNC SB-B 94 DPNC WH-W 94 DPNC BL-B - -	- - - - 94 45 W 94 45 B	- - - - 94 45N W 94 45N B	- - - - 94 45V W 94 45V B	94 45SS1 SB-W 94 45SS1 SB-B 94 45SS1 WH-W 94 45SS1 BL-B - -
Antique Brass	Antique Brass Black Plastic Red Plastic	Black Black Black	93 DP AB-B 93 DP BL-B - -	93 DPN AB-B 93 DPN BL-B - -	93 DPNC AB-B - - -	- - 93 45 B	- - 93 45N B	- - 93 45V B	93 45SS1 AB-B 93 45SS1 BL-B - -
Black Nickel	Black Nickel Black Plastic Red Plastic	Black Black Black	- - -	98 DPN BK-B 98 DPN BL-B - -	- - -	- - 98 45 B	- - 98 45N B	- - 98 45V B	98 45SS1 BK-B 98 45SS1 BL-B - -












Georgian Double Pole Switches










			1 gang 20AX Double Pole Rocker	1 gang 20AX Double Pole Rocker + Neon	1 gang 20AX Double Pole Rocker + Neon + Cable Outlet	1 gang 45A Double Pole Red Rocker	1 gang 45A Double Pole Red Rocker + Neon	1 gang 45A Vertical Double Pole Red Rocker + Neon	1 gang 45A Double Pole Red Rocker + Neon + 13A Switched Socket
	90 45N W	Surround	Nom. Plate Size: 88 x 88 mm Min. Wall Box Depth: 25 mm British Standard BS EN 60669-1	Nom. Plate Size: 88 x 88 mm Min. Wall Box Depth: 25 mm British Standard BS EN 60669-1	Nom. Plate Size: 88 x 88 mm Min. Wall Box Depth: 25 mm British Standard BS EN 60669-1	Nom. Plate Size: 88 x 88 mm Min. Wall Box Depth: 35 mm British Standard BS EN 60669-1	Nom. Plate Size: 88 x 88 mm Min. Wall Box Depth: 35 mm British Standard BS EN 60669-1	Nom. Plate Size: 86 x 146 mm Min. Wall Box Depth: 35 mm British Standard BS EN 60669-1	Nom. Plate Size: 146 x 86 mm Min. Wall Box Depth: 35 mm British Standard BS 4177
Plate Finish	Insert Finish	Colour	Product Code	Product Code	Product Code	Product Code	Product Code	Product Code	Product Code
Polished Brass	Polished Brass Polished Brass White Plastic Black Plastic Red Plastic Red Plastic	White Black White Black White Black	90 DP PB-W 90 DP PB-B 90 DP WH-W 90 DP BL-B - -	90 DPN PB-W 90 DPN PB-B 90 DPN WH-W 90 DPN BL-B - -	90 DPNC PB-W 90 DPNC PB-B 90 DPNC WH-W 90 DPNC BL-B - -	- - - - 90 45 W 90 45 B	- - - - 90 45N W 90 45N B	- - - - 90 45V W 90 45V B	90 45SS1 PB-W 90 45SS1 PB-B 90 45SS1 WH-W 90 45SS1 BL-B - -
Antique Brass	Antique Brass Black Plastic Red Plastic	Black Black Black	91 DP AB-B 91 DP BL-B - -	91 DPN AB-B 91 DPN BL-B - -	91 DPNC AB-B - - -	- - 91 45 B	- - 91 45N B	- - 91 45V B	91 45SS1 AB-B 91 45SS1 BL-B - -

Hamilton® Cheriton

Victorian Connection Units

95 SPNC BC-W							
Plate Finish	Insert Finish	Surround Colour	1 gang 13A Fused Spur Double Pole Nom. Plate Size: 88 x 88 mm Min. Wall Box Depth: 35 mm Technical Insert Reference: SP Product Code	1 gang 13A Fused Spur Double Pole + Neon Nom. Plate Size: 88 x 88 mm Min. Wall Box Depth: 35 mm Technical Insert Reference: SPN Product Code	1 gang 13A Fused Spur Double Pole + Neon + Cable Outlet Nom. Plate Size: 88 x 88 mm Min. Wall Box Depth: 35 mm Technical Insert Reference: SPNC Product Code	1 gang 13A Fuse Only Nom. Plate Size: 88 x 88 mm Min. Wall Box Depth: 35 mm Technical Insert Reference: FO Product Code	1 gang 13A Fuse Only + Cable Outlet Nom. Plate Size: 88 x 88 mm Min. Wall Box Depth: 35 mm Technical Insert Reference: FOC Product Code
Bright Chrome 	Bright Chrome Bright Chrome White Plastic Black Plastic	White Black White White	95 SP BC-W 95 SP BC-B 95 SP WH-W 95 SP BL-B	95 SPN BC-W 95 SPN BC-B 95 SPN WH-W 95 SPN BL-B	95 SPNC BC-W 95 SPNC BC-B 95 SPNC WH-W 95 SPNC BL-B	95 FO BC-W 95 FO BC-B 95 FO WH-W 95 FO BL-B	95 FOC BC-W 95 FOC BC-B 95 FOC WH-W 95 FOC BL-B
Satin Chrome 	Satin Chrome Satin Chrome White Plastic Black Plastic	White Black White Black	96 SP SC-W 96 SP SC-B 96 SP WH-W 96 SP BL-B	96 SPN SC-W 96 SPN SC-B 96 SPN WH-W 96 SPN BL-B	96 SPNC SC-W 96 SPNC SC-B 96 SPNC WH-W 96 SPNC BL-B	96 FO SC-W 96 FO SC-B 96 FO WH-W 96 FO BL-B	96 FOC SC-W 96 FOC SC-B 96 FOC WH-W 96 FOC BL-B
Polished Brass 	Polished Brass Polished Brass White Plastic Black Plastic	White Black White Black	92 SP PB-W 92 SP PB-B 92 SP WH-W 92 SP BL-B	92 SPN PB-W 92 SPN PB-B 92 SPN WH-W 92 SPN BL-B	92 SPNC PB-W 92 SPNC PB-B 92 SPNC WH-W 92 SPNC BL-B	92 FO PB-W 92 FO PB-B 92 FO WH-W 92 FO BL-B	92 FOC PB-W 92 FOC PB-B 92 FOC WH-W 92 FOC BL-B
Satin Brass 	Satin Brass Satin Brass White Plastic Black Plastic	White Black White Black	94 SP SB-W 94 SP SB-B 94 SP WH-W 94 SP BL-B	94 SPN SB-W 94 SPN SB-B 94 SPN WH-W 94 SPN BL-B	94 SPNC SB-W 94 SPNC SB-B 94 SPNC WH-W 94 SPNC BL-B	94 FO SB-W 94 FO SB-B 94 FO WH-W 94 FO BL-B	94 FOC SB-W 94 FOC SB-B 94 FOC WH-W 94 FOC BL-B
Antique Brass 	Antique Brass Black Plastic	Black Black	93 SP AB-B 93 SP BL-B	93 SPN AB-B 93 SPN BL-B	93 SPNC AB-B -	93 FO AB-B 93 FO BL-B	93 FOC AB-B -
Black Nickel 	Black Nickel	Black	98 SP BK-B	98 SPN BK-B	-	98 FO BK-B	-

Georgian Connection Units

90 SPN PB-W							
Plate Finish	Insert Finish	Surround Colour	1 gang 13A Fused Spur Double Pole Nom. Plate Size: 88 x 88 mm Min. Wall Box Depth: 35 mm Technical Insert Reference: SP Product Code	1 gang 13A Fused Spur Double Pole + Neon Nom. Plate Size: 88 x 88 mm Min. Wall Box Depth: 35 mm Technical Insert Reference: SPN Product Code	1 gang 13A Fused Spur Double Pole + Neon + Cable Outlet Nom. Plate Size: 88 x 88 mm Min. Wall Box Depth: 35 mm Technical Insert Reference: SPNC Product Code	1 gang 13A Fuse Only Nom. Plate Size: 88 x 88 mm Min. Wall Box Depth: 35 mm Technical Insert Reference: FO Product Code	1 gang 13A Fuse Only + Cable Outlet Nom. Plate Size: 88 x 88 mm Min. Wall Box Depth: 35 mm Technical Insert Reference: FOC Product Code
Polished Brass 	Polished Brass Polished Brass White Plastic Black Plastic	White Black White Black	90 SP PB-W 90 SP PB-B 90 SP WH-W 90 SP BL-B	90 SPN PB-W 90 SPN PB-B 90 SPN WH-W 90 SPN BL-B	90 SPNC PB-W 90 SPNC PB-B 90 SPNC WH-W 90 SPNC BL-B	90 FO PB-W 90 FO PB-B 90 FO WH-W 90 FO BL-B	90 FOC PB-W 90 FOC PB-B 90 FOC WH-W 90 FOC BL-B
Antique Brass 	Antique Brass Black Plastic	Black Black	91 SP AB-B 91 SP BL-B	91 SPN AB-B 91 SPN BL-B	91 SPNC AB-B -	91 FO AB-B 91 FO BL-B	91 FOC AB-B -

Victorian Leading Edge Push On/Off Resistive Dimmers

Note: When using Mains Voltage Halogen Lamps - Dimmers should be de-rated by 25%. Tungsten Filament GU10 Lamps must be Branded and with a Fused Base.



**1 gang 2 way
400W**

Nom. Plate Size:
88 x 88 mm
Min. Wall Box
Depth 35 mm

Technical Insert
Reference: **1X40**
Product Code

**2 gang 2 way
400W**

Nom. Plate Size:
88 x 88 mm
Min. Wall Box
Depth 35 mm

Technical Insert
Reference: **2X40**
Product Code

**3 gang 2 way
400W**

Nom. Plate Size:
146 x 86 mm
Min. Wall Box
Depth 35 mm

Technical Insert
Reference: **3X40**
Product Code

**4 gang 2 way
(Max. 300 watts
per gang)**

Nom. Plate Size:
146 x 86 mm
Min. Wall Box
Depth 35 mm

Technical Insert
Reference: **4X40**
Product Code

**1 gang 2 way
600W**

Nom. Plate Size:
88 x 88 mm
Min. Wall Box
Depth 35 mm

Technical Insert
Reference: **1X60**
Product Code

**1 gang 2 way
1000W**

Nom. Plate Size:
146 x 86 mm
Min. Wall Box
Depth 35 mm

Technical Insert
Reference: **1X1K**
Product Code

Plate Finish **Insert Finish**

Bright Chrome **Bright Chrome**



95 1X40

95 2X40

95 3X40

95 4X40

95 1X60

95 1X1K

Satin Chrome **Satin Chrome**



96 1X40

96 2X40

96 3X40

96 4X40

96 1X60

96 1X1K

Polished Brass **Polished Brass**



92 1X40

92 2X40

92 3X40

92 4X40

92 1X60

92 1X1K

Satin Brass **Satin Brass**



94 1X40

94 2X40


94 3X40

94 4X40

94 1X60

94 1X1K

Antique Brass **Antique Brass**



93 1X40

93 2X40

93 3X40

93 4X40

93 1X60

93 1X1K

Black Nickel **Black Nickel**



98 1X40

98 2X40

98 3X40

98 4X40

98 1X60

98 1X1K

Georgian Leading Edge Push On/Off Resistive Dimmers

Note: When using Mains Voltage Halogen Lamps - Dimmers should be de-rated by 25%. Tungsten Filament GU10 Lamps must be Branded and with a Fused Base.



**1 gang 2 way
400W**

Nom. Plate Size:
88 x 88 mm
Min. Wall Box
Depth 35 mm

Technical Insert
Reference: **1X40**
Product Code

**2 gang 2 way
400W**

Nom. Plate Size:
88 x 88 mm
Min. Wall Box
Depth 35 mm

Technical Insert
Reference: **2X40**
Product Code

**3 gang 2 way
400W**

Nom. Plate Size:
146 x 86 mm
Min. Wall Box
Depth 35 mm

Technical Insert
Reference: **3X40**
Product Code

**4 gang 2 way
(Max. 300 watts
per gang)**

Nom. Plate Size:
146 x 86 mm
Min. Wall Box
Depth 35 mm

Technical Insert
Reference: **4X40**
Product Code

**1 gang 2 way
600W**

Nom. Plate Size:
88 x 88 mm
Min. Wall Box
Depth 35 mm

Technical Insert
Reference: **1X60**
Product Code

**1 gang 2 way
1000W**

Nom. Plate Size:
146 x 86 mm
Min. Wall Box
Depth 35 mm

Technical Insert
Reference: **1X1K**
Product Code

Plate Finish **Insert Finish**

Polished Brass **Polished Brass**



90 1X40

90 2X40

90 3X40

90 4X40

90 1X60

90 1X1K

Antique Brass **Antique Brass**



91 1X40

91 2X40

91 3X40

91 4X40






91 1X60

91 1X1K

Victorian Leading Edge Push On/Off Inductive Dimmers

				
		1 gang 2 way 200VA Nom. Plate Size: 88 x 88 mm Min. Wall Box Depth 35 mm Technical Insert Reference: 1X2V Product Code	2 gang 2 way 200VA Nom. Plate Size: 88 x 88 mm Min. Wall Box Depth 35 mm Technical Insert Reference: 2X2V Product Code	1 gang 2 way 300VA Nom. Plate Size: 88 x 88 mm Min. Wall Box Depth 35 mm Technical Insert Reference: 1X3V Product Code
Plate Finish	Insert Finish			
	94 2X2V			
Bright Chrome 	Bright Chrome	95 1X2V	95 2X2V	95 1X3V
Satin Chrome 	Satin Chrome	96 1X2V	96 2X2V	96 1X3V
Polished Brass 	Polished Brass	92 1X2V	92 2X2V	92 1X3V
Satin Brass 	Satin Brass	94 1X2V	94 2X2V	94 1X3V
Antique Brass 	Antique Brass	93 1X2V	93 2X2V	93 1X3V
Black Nickel 	Black Nickel	98 1X2V	98 2X2V	98 1X3V











Georgian Leading Edge Push On/Off Inductive Dimmers

				
		1 gang 2 way 200VA Nom. Plate Size: 88 x 88 mm Min. Wall Box Depth 35 mm Technical Insert Reference: 1X2V Product Code	2 gang 2 way 200VA Nom. Plate Size: 88 x 88 mm Min. Wall Box Depth 35 mm Technical Insert Reference: 2X2V Product Code	1 gang 2 way 300VA Nom. Plate Size: 88 x 88 mm Min. Wall Box Depth 35 mm Technical Insert Reference: 1X3V Product Code
Plate Finish	Insert Finish			
	90 1X2V			
Polished Brass 	Polished Brass	90 1X2V	90 2X2V	90 1X3V
Antique Brass 	Antique Brass	91 1X2V	91 2X2V	91 1X3V

Hamilton® Cheriton







Victorian Trailing Edge Push On/Off Dimmers

Note: When using Mains Voltage Halogen Lamps - Dimmers should be de-rated by 25%. Tungsten Filament GU10 Lamps must be Branded and with a Fused Base.

					
		1 gang Multi-Way 250W/VA (250W/VA Max. 25W/VA Min.)	2 gang Multi-Way 250W/VA (250W/VA Max. 25W/VA Min.)	3 gang Multi-Way 250W/VA (250W/VA Max. 25W/VA Min.)	4 gang Multi-Way 250W/VA (250W/VA Max. 25W/VA Min.)
		Nom. Plate Size: 88 x 88 mm Min. Wall Box Depth 35 mm Technical Insert Reference: 1XTE Product Code	Nom. Plate Size: 88 x 88 mm Min. Wall Box Depth 35 mm Technical Insert Reference: 2XTE Product Code	Nom. Plate Size: 146 x 86 mm Min. Wall Box Depth 35 mm Technical Insert Reference: 3XTE Product Code	Nom. Plate Size: 146 x 86 mm Min. Wall Box Depth 35 mm Technical Insert Reference: 4XTE Product Code
Plate Finish	Insert Finish	98 2XTE			
Bright Chrome 	Bright Chrome	95 1XTE	95 2XTE	95 3XTE	95 4XTE
Satin Chrome 	Satin Chrome	96 1XTE	96 2XTE	96 3XTE	96 4XTE
Polished Brass 	Polished Brass	92 1XTE	92 2XTE	92 3XTE	92 4XTE
Satin Brass 	Satin Brass	94 1XTE	94 2XTE	94 3XTE	94 4XTE
Antique Brass 	Antique Brass	93 1XTE	93 2XTE	93 3XTE	93 4XTE
Black Nickel 	Black Nickel	98 1XTE	98 2XTE	98 3XTE	98 4XTE

Georgian Trailing Edge Push On/Off Dimmers

Note: When using Mains Voltage Halogen Lamps - Dimmers should be de-rated by 25%. Tungsten Filament GU10 Lamps must be Branded and with a Fused Base.

					
		1 gang Multi-Way 250W/VA (250W/VA Max. 25W/VA Min.)	2 gang Multi-Way 250W/VA (250W/VA Max. 25W/VA Min.)	3 gang Multi-Way 250W/VA (250W/VA Max. 25W/VA Min.)	4 gang Multi-Way 250W/VA (250W/VA Max. 25W/VA Min.)
		Nom. Plate Size: 88 x 88 mm Min. Wall Box Depth 35 mm Technical Insert Reference: 1XTE Product Code	Nom. Plate Size: 88 x 88 mm Min. Wall Box Depth 35 mm Technical Insert Reference: 2XTE Product Code	Nom. Plate Size: 146 x 86 mm Min. Wall Box Depth 35 mm Technical Insert Reference: 3XTE Product Code	Nom. Plate Size: 146 x 86 mm Min. Wall Box Depth 35 mm Technical Insert Reference: 4XTE Product Code
Plate Finish	Insert Finish	90 1XTE			
Polished Brass 	Polished Brass	90 1XTE	90 2XTE	90 3XTE	90 4XTE
Antique Brass 	Antique Brass	91 1XTE	91 2XTE	91 3XTE	91 4XTE






Hamilton® Cheriton

Victorian Trailing Edge Touch Master Multi-way Dimmers

Note: When using Mains Voltage Halogen Lamps - Dimmers should be de-rated by 25%.

Tungsten Filament GU10 Lamps must be Branded and with a Fused Base.

Note: When using wire wound Inductive Load Transformers - Maximum rating is 210VA.







							
Plate Finish	Insert Finish	Surround Colour		1 gang Multi-Way 250W/VA (250W/VA Max. 25W/VA Min.) Nom. Plate Size: 88 x 88 mm Min. Wall Box Depth 35 mm Technical Insert Reference: 1XTM Product Code	2 gang Multi-Way 250W/VA (250W/VA Max. 25W/VA Min.) Nom. Plate Size: 88 x 88 mm Min. Wall Box Depth 35 mm Technical Insert Reference: 2XTM Product Code	3 gang Multi-Way 250W/VA (250W/VA Max. 25W/VA Min.) Nom. Plate Size: 146 x 86 mm Min. Wall Box Depth 35 mm Technical Insert Reference: 3XTM Product Code	4 gang Multi-Way 250W/VA (250W/VA Max. 25W/VA Min.) Nom. Plate Size: 146 x 86 mm Min. Wall Box Depth 35 mm Technical Insert Reference: 4XTM Product Code
Bright Chrome 	Bright Chrome Bright Chrome	White Black	96 2XTM SC-W	95 1XTM BC-W 95 1XTM BC-B	95 2XTM BC-W 95 2XTM BC-B	95 3XTM BC-W 95 3XTM BC-B	95 4XTM BC-W 95 4XTM BC-B
Satin Chrome 	Satin Chrome Satin Chrome	White Black	96 2XTM SC-W	96 1XTM SC-W 96 1XTM SC-B	96 2XTM SC-W 96 2XTM SC-B	96 3XTM SC-W 96 3XTM SC-B	96 4XTM SC-W 96 4XTM SC-B
Polished Brass 	Polished Brass Polished Brass	White Black		92 1XTM PB-W 92 1XTM PB-B	92 2XTM PB-W 92 2XTM PB-B	92 3XTM PB-W 92 3XTM PB-B	92 4XTM PB-W 92 4XTM PB-B
Satin Brass 	Satin Brass Satin Brass	White Black		94 1XTM SB-W 94 1XTM SB-B	94 2XTM SB-W 94 2XTM SB-B	94 3XTM SB-W 94 3XTM SB-B	94 4XTM SB-W 94 4XTM SB-B
Antique Brass 	Antique Brass	Black		93 1XTM AB-B	93 2XTM AB-B	93 3XTM AB-B	93 4XTM AB-B
Black Nickel 	Black Nickel	Black		98 1XTM BK-B	98 2XTM BK-B	98 3XTM BK-B	98 4XTM BK-B

Georgian Trailing Edge Touch Master Multi-way Dimmers

Note: When using Mains Voltage Halogen Lamps - Dimmers should be de-rated by 25%.

Tungsten Filament GU10 Lamps must be Branded and with a Fused Base.

Note: When using wire wound Inductive Load Transformers - Maximum rating is 210VA.

							
Plate Finish	Insert Finish	Surround Colour		1 gang Multi-Way 250W/VA (250W/VA Max. 25W/VA Min.) Nom. Plate Size: 88 x 88 mm Min. Wall Box Depth 35 mm Technical Insert Reference: 1XTM Product Code	2 gang Multi-Way 250W/VA (250W/VA Max. 25W/VA Min.) Nom. Plate Size: 88 x 88 mm Min. Wall Box Depth 35 mm Technical Insert Reference: 2XTM Product Code	3 gang Multi-Way 250W/VA (250W/VA Max. 25W/VA Min.) Nom. Plate Size: 146 x 86 mm Min. Wall Box Depth 35 mm Technical Insert Reference: 3XTM Product Code	4 gang Multi-Way 250W/VA (250W/VA Max. 25W/VA Min.) Nom. Plate Size: 146 x 86 mm Min. Wall Box Depth 35 mm Technical Insert Reference: 4XTM Product Code
			91 1XTM AB-B				
Polished Brass 	Polished Brass Polished Brass	White Black		90 1XTM PB-W 90 1XTM PB-B	90 2XTM PB-W 90 2XTM PB-B	90 3XTM PB-W 90 3XTM PB-B	90 4XTM PB-W 90 4XTM PB-B
Antique Brass 	Antique Brass	Black		91 1XTM AB-B	91 2XTM AB-B	91 3XTM AB-B	91 4XTM AB-B







Victorian Touch Slave Controllers

Note: To only be used with Touch Master Dimmers. Note: When using Mains Voltage Halogen Lamps - Dimmers should be de-rated by 25%.
 Note: When using wire wound Inductive Load Transformers - Maximum rating is 210VA. Tungsten Filament GU10 Lamps must be Branded and with a Fused Base.

94 2XTS SB-B						
Plate Finish	Insert Finish	Surround Colour	1 gang Multi-Way 250W/VA (250W/VA Max. 25W/VA Min.) Nom. Plate Size: 88 x 88 mm Min. Wall Box Depth 35 mm Technical Insert Reference: 1XTS Product Code	2 gang Multi-Way 250W/VA (250W/VA Max. 25W/VA Min.) Nom. Plate Size: 88 x 88 mm Min. Wall Box Depth 35 mm Technical Insert Reference: 2XTS Product Code	3 gang Multi-Way 250W/VA (250W/VA Max. 25W/VA Min.) Nom. Plate Size: 146 x 86 mm Min. Wall Box Depth 35 mm Technical Insert Reference: 3XTS Product Code	4 gang Multi-Way 250W/VA (250W/VA Max. 25W/VA Min.) Nom. Plate Size: 146 x 86 mm Min. Wall Box Depth 35 mm Technical Insert Reference: 4XTS Product Code
Bright Chrome 	Bright Chrome Bright Chrome	White Black	95 1XTS BC-W 95 1XTS BC-B	95 2XTS BC-W 95 2XTS BC-B	95 3XTS BC-W 95 3XTS BC-B	95 4XTS BC-W 95 4XTS BC-B
Satin Chrome 	Satin Chrome Satin Chrome	White Black	96 1XTS SC-W 96 1XTS SC-B	96 2XTS SC-W 96 2XTS SC-B	96 3XTS SC-W 96 3XTS SC-B	96 4XTS SC-W 96 4XTS SC-B
Polished Brass 	Polished Brass Polished Brass	White Black	92 1XTS PB-W 92 1XTS PB-B	92 2XTS PB-W 92 2XTS PB-B	92 3XTS PB-W 92 3XTS PB-B	92 4XTS PB-W 92 4XTS PB-B
Satin Brass 	Satin Brass Satin Brass	White Black	94 1XTS SB-W 94 1XTS SB-B	94 2XTS SB-W 94 2XTS SB-B	94 3XTS SB-W 94 3XTS SB-B	94 4XTS SB-W 94 4XTS SB-B
Antique Brass 	Antique Brass	Black	93 1XTS AB-B	93 2XTS AB-B	93 3XTS AB-B	93 4XTS AB-B
Black Nickel 	Black Nickel	Black	98 1XTS BK-B	98 2XTS BK-B	98 3XTS BK-B	98 4XTS BK-B






Georgian Touch Slave Controllers

Note: To only be used with Touch Master Dimmers. Note: When using Mains Voltage Halogen Lamps - Dimmers should be de-rated by 25%.
 Note: When using wire wound Inductive Load Transformers - Maximum rating is 210VA. Tungsten Filament GU10 Lamps must be Branded and with a Fused Base.

90 2XTS PB-W						
Plate Finish	Insert Finish	Surround Colour	1 gang Multi-Way 250W/VA (250W/VA Max. 25W/VA Min.) Nom. Plate Size: 88 x 88 mm Min. Wall Box Depth 35 mm Technical Insert Reference: 1XTS Product Code	2 gang Multi-Way 250W/VA (250W/VA Max. 25W/VA Min.) Nom. Plate Size: 88 x 88 mm Min. Wall Box Depth 35 mm Technical Insert Reference: 2XTS Product Code	3 gang Multi-Way 250W/VA (250W/VA Max. 25W/VA Min.) Nom. Plate Size: 146 x 86 mm Min. Wall Box Depth 35 mm Technical Insert Reference: 3XTS Product Code	4 gang Multi-Way 250W/VA (250W/VA Max. 25W/VA Min.) Nom. Plate Size: 146 x 86 mm Min. Wall Box Depth 35 mm Technical Insert Reference: 4XTS Product Code
Polished Brass 	Polished Brass Polished Brass	White Black	90 1XTS PB-W 90 1XTS PB-B	90 2XTS PB-W 90 2XTS PB-B	90 3XTS PB-W 90 3XTS PB-B	90 4XTS PB-W 90 4XTS PB-B
Antique Brass 	Antique Brass	Black	91 1XTS AB-B	91 2XTS AB-B	91 3XTS AB-B	91 4XTS AB-B



Victorian EuroFix Plates

Minimum Wall Box Depth is dependent on the EuroFix insert fitted.

Plate Finish	95 EURO2		95 EURO2		95 EURO3		95 EURO4	
	1 Module EuroFix Plate Nom. Plate Size: 88 x 88 mm Aperture: 25 x 50 mm Technical Insert Reference; EURO1 Product Code	2 Module EuroFix Plate Nom. Plate Size: 88 x 88 mm Aperture: 50 x 50 mm Technical Insert Reference; EURO2 Product Code	3 Module EuroFix Plate Nom. Plate Size: 146 x 86 mm Aperture: 75 x 50 mm Technical Insert Reference; EURO3 Product Code	4 Module EuroFix Plate Nom. Plate Size: 146 x 86 mm Aperture: 100 x 50 mm Technical Insert Reference; EURO4 Product Code				
Bright Chrome 	95 EURO1	95 EURO2	95 EURO3	95 EURO4				
Satin Chrome 	96 EURO1	96 EURO2	96 EURO3	96 EURO4				
Polished Brass 	92 EURO1	92 EURO2	92 EURO3	92 EURO4				
Satin Brass 	94 EURO1	94 EURO2	94 EURO3	94 EURO4				
Antique Brass 	93 EURO1	93 EURO2	93 EURO3	93 EURO4				
Black Nickel 	98 EURO1	98 EURO2	98 EURO3	98 EURO4				

Georgian EuroFix Plates

Minimum Wall Box Depth is dependent on the EuroFix insert fitted.

Plate Finish	90 EURO1		90 EURO2		90 EURO3		90 EURO4	
	1 Module EuroFix Plate Nom. Plate Size: 88 x 88 mm Aperture: 25 x 50 mm Technical Insert Reference; EURO1 Product Code	2 Module EuroFix Plate Nom. Plate Size: 88 x 88 mm Aperture: 50 x 50 mm Technical Insert Reference; EURO2 Product Code	3 Module EuroFix Plate Nom. Plate Size: 146 x 86 mm Aperture: 75 x 50 mm Technical Insert Reference; EURO3 Product Code	4 Module EuroFix Plate Nom. Plate Size: 146 x 86 mm Aperture: 100 x 50 mm Technical Insert Reference; EURO4 Product Code				
Polished Brass 	90 EURO1	90 EURO2	90 EURO3	90 EURO4				
Antique Brass 	91 EURO1	91 EURO2	91 EURO3	91 EURO4				







Victorian GRID-IT Grid Fix Plates complete with Fixing Grid

Minimum Wall Box Depth is dependent on the GRID-IT insert fitted.

					
95 6GP					
Plate Finish	1 gang Aperture Grid Fix Nominal Plate Size: 88 x 88 mm Technical Insert Reference: 1GP Product Code	2 gang Aperture Grid Fix Nominal Plate Size: 88 x 88 mm Technical Insert Reference: 2GP Product Code	3 gang Aperture Grid Fix Nominal Plate Size: 146 x 86 mm Technical Insert Reference: 3GP Product Code	4 gang Aperture Grid Fix Nominal Plate Size: 146 x 86 mm Technical Insert Reference: 4GP Product Code	6 gang Aperture Grid Fix Nominal Plate Size: 146 x 146 mm Technical Insert Reference: 6GP Product Code
Bright Chrome 	95 1GP	95 2GP	95 3GP	95 4GP	95 6GP
Satin Chrome 	96 1GP	96 2GP	96 3GP	96 4GP	96 6GP
Polished Brass 	92 1GP	92 2GP	92 3GP	92 4GP	92 6GP
Satin Brass 	94 1GP	94 2GP	94 3GP	94 4GP	94 6GP



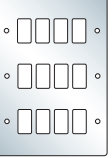






Georgian GRID-IT Grid Fix Plates complete with Fixing Grid

Minimum Wall Box Depth is dependent on the GRID-IT insert fitted.

					
90 3GP					
Plate Finish	1 gang Aperture Grid Fix Nominal Plate Size: 88 x 88 mm Technical Insert Reference: 1GP Reference: Product Code	2 gang Aperture Grid Fix Nominal Plate Size: 88 x 88 mm Technical Insert Reference: 2GP Product Code	3 gang Aperture Grid Fix Nominal Plate Size: 146 x 86 mm Technical Insert Reference: 3GP Product Code	4 gang Aperture Grid Fix Nominal Plate Size: 146 x 86 mm Technical Insert Reference: 4GP Product Code	6 gang Aperture Grid Fix Nominal Plate Size: 146 x 146 mm Technical Insert Reference: 6GP Product Code
Polished Brass 	90 1GP	90 2GP	90 3GP	90 4GP	90 6GP

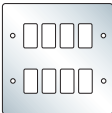



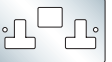

Victorian GRID-IT Grid Fix Plates complete with Fixing Grid

Minimum Wall Box Depth is dependent on the GRID-IT insert fitted.

					
	8 gang Aperture Grid Fix Plate complete with Grid Nominal Plate Size: 146 x 146 mm Technical Insert Reference: 8GP Product Code	9 gang Aperture Grid Fix Plate complete with Grid Nominal Plate Size: 146 x 210 mm Technical Insert Reference: 9GP Product Code	12 gang Aperture Grid Fix Plate complete with Grid Nominal Plate Size: 146 x 210 mm Technical Insert Reference: 12GP Product Code	1 gang Aperture Switched Socket (Grid fitted to insert) Nominal Plate Size: 88 x 88 mm Technical Insert Reference: SS1GP Product Code	2 gang Aperture Switched Socket (Grid fitted to insert) Nominal Plate Size: 146 x 86 mm Technical Insert Reference: SS2GP Product Code
94 9GP					
Plate Finish					
Bright Chrome 	95 8GP	95 9GP	95 12GP	95 SS1GP	95 SS2GP
Satin Chrome 	96 8GP	96 9GP	96 12GP	96 SS1GP	96 SS2GP
Polished Brass 	92 8GP	92 9GP	92 12GP	92 SS1GP	92 SS2GP
Satin Brass 	94 8GP	94 9GP	94 12GP	94 SS1GP	94 SS2GP

Georgian GRID-IT Grid Fix Plates complete with Fixing Grid

Minimum Wall Box Depth is dependent on the GRID-IT insert fitted.

					
	8 gang Aperture Grid Fix Plate complete with Grid Nominal Plate Size: 146 x 146 mm Technical Insert Reference: 8GP Product Code	9 gang Aperture Grid Fix Plate complete with Grid Nominal Plate Size: 146 x 210 mm Technical Insert Reference: 9GP Product Code	12 gang Aperture Grid Fix Plate complete with Grid Nominal Plate Size: 146 x 210 mm Technical Insert Reference: 12GP Product Code	1 gang Aperture Switched Socket (Grid fitted to insert) Nominal Plate Size: 88 x 88 mm Technical Insert Reference: SS1GP Product Code	2 gang Aperture Switched Socket (Grid fitted to insert) Nominal Plate Size: 146 x 86 mm Technical Insert Reference: SS2GP Product Code
90 SS2GP					
Plate Finish					
Polished Brass 	90 8GP	90 9GP	90 12GP	90 SS1GP	90 SS2GP





Victorian Blank Plates

94 BPD

		
	Single Blank Plate Nominal Plate Size: 88 x 88 mm Technical Insert Reference: BPS Product Code	Double Blank Plate Nominal Plate Size: 146 x 86 mm Technical Insert Reference: BPD Product Code
Plate Finish		
Bright Chrome 	95 BPS	95 BPD
Satin Chrome 	96 BPS	96 BPD
Polished Brass 	92 BPS	92 BPD
Satin Brass 	94 BPS	94 BPD
Antique Brass 	93 BPS	93 BPD
Black Nickel 	98 BPS	98 BPD

Georgian Blank Plates

90 BPS

		
	Single Blank Plate Nominal Plate Size: 88 x 88 mm Technical Insert Reference: BPS Product Code	Double Blank Plate Nominal Plate Size: 146 x 86 mm Technical Insert Reference: BPD Product Code
Plate Finish		
Polished Brass 	90 BPS	90 BPD
Antique Brass 	91 BPS	91 BPD

CHERITON®

Other products available from the Hamilton Group

- Linea-CFX Concealed Fixing Collection
- Grid-It Grid Fix Accessories
- Hartland CFX Concealed Fixing
- Sheer CFX Concealed Fixing
- Hartland Range (Box Fix)
- Sheer Range (Box Fix)
- Woods & Bloomsbury Range
- Digital Mercury Lighting Controls
- Data and Media Range (Data & Communication Outlets)
- IP Weatherproof Switches and Sockets
- Sheer Floor Sockets
- Hotel Card Switch
- Luxury Door Handles

All products listed conform to current British or European standards and the product information is correct at the time of going to press.

It is the policy of the company to improve products as part of our development programme. Therefore, we reserve the right to alter designs and dimensions without prior notice.

Illustrations and diagrams are reproduced within the limitations of reproduction and printing process and are not binding.

Due to manufacturing processes we cannot guarantee an exact colour match and shadings of certain finishes.

Hamilton



For further information please contact:

R. Hamilton & Co. Ltd., Quarry Industrial Estate, Mere, Wiltshire BA12 6LA, UK
Telephone: +44 (0)1747 860088 Facsimile: +44 (0)1747 861032
email: info@hamilton-litestat.com www.hamilton-litestat.com



BS EN ISO 9001:2000
CERT NO. FM11238

